MADE IN FRANCE
MANUFACTURER SINCE 1964

GYS
INVEST IN THE FUTURE

Welding & Cutting

Soudage & Coupage • Schweißtechnik Katalog
Catálogo de Soldadura

2016 C

www.gys.fr

MMA • TIG • MIG • PLASMA • INDUCTION • CONSUMABLES • ACCESSORIES

I.P. - 130 g

GYS
INVEST IN THE FUTURE

A family firm since 1964

Une société familiale depuis 1964
Familienunternehmen seit 1964
Una empresa familiar desde 1964
Un'azienda familiare dal 1964
Een familiebedrijf sinds 1964

3

40 000 m²
400 000 sqf

9

550+

110

Partenaires • Partners • Partner • Socios comerciales • Partner • Partners

DACIA, NISSAN, JAGUAR, MERCEDES, smart, EvoBus, DODGE, Ford, LAND ROVER, ALFA ROMEO, LANCIA, FIAT, ABARTH, Jeep, VOLVO, Audi, PORSCHE, MAN, BUGATTI, LAMBORGHINI, TATA, EICHER

High tech R&D

R&D de pointe
Hochmoderne F&E
I+D de tecnología punta
R&S di punta
Hoogwaardige R&D

40





GYS Academy

Académie • Akademie
Academia • Accademia
Academy

Centre de formation agréé
Training centre dedicated to professionals
Trainingcenter für Profis
Centre de formación autorizado
Centre di formazione dedicato ai professionisti
Erkend opleidingscentrum

Formations agréées
Ref. 52 53 0068153



100% GYS



GROW YOUR SALES - DYNAMISEZ VOS VENTES - STEIGERN SIE IHREN UMSATZ

Console - Display
- Produkt-Aufsteller
GYSMI 80P + 130P + 160P + E160
(machines not included)
060203

Console - Display
- Produkt-Aufsteller
GYSMI 130P + 160P + 200P + E160
(machines not included)
060449

Petit présentoir
- Product Display
- Geräte-Aufsteller
(machines not included)
060043

Linéaire de vente
- Retail display space
- Lochwandregal mit 3 Böden
(machines not included)
060388

TYPE A
complet - complete
061002
sans linéaire - without display stand
061019

TYPE E
complet - complete
061040
sans linéaire - without display stand
061057

TYPE M
complet - complete
061026
sans linéaire - without display stand
061033

PACK 1
GYSMI 130P + FLIP FLAP
014732

PACK 2
GYSMI 130P + LCD TECHNO 11
031449

PACK 3
GYSMI 160P + LCD TECHNO 11
030435

PACK 4
GYSMI E160 + LCD TECHNO 11
031456

PACK 5
GYSMI 160P + LCD TECHNO 9/13
031555

PACK PRO 3
GYSMI 200P + LCD TECHNO 9/13
031579

PACK PRO 1
GYSMI E160 + LCD TECHNO 9/13
031548

PACK PRO 2
GYSMI E200 FV + HERMES 9/13
031531

MMA
TRADITIONAL

PROFESSIONAL

EXPERT 130	EXPERT 220 DV
230V 1~	230V 1~/400V 2~
130 A	**220 A**
Ø 2→3.2 mm	Ø 2→4 mm

015029

connection 1~/2~
015128

INDUSTRIAL

MASTER 250	MASTER 350	MASTER 450
400V 3~	400V 3~	400V 3~
220 A	**320 A**	**400 A**
Ø 2.5→4 mm	Ø 3.2→6 mm	Ø 1.6→8 mm
no accessories, : 014930	no accessories, : 014954	no accessories, : 014916

OPTIONS

300 A
Ø 35 mm² - 4 m
(x1)
043862

500 A
Ø 50 mm² - 4 m
(x1)
043879

300 A
Ø 25 mm² - 4 m
(x1)
043800

400 A
Ø 35 mm² - 4 m
(x1)
043817

500 A
Ø 50 mm² - 4 m
(x1)
043824

CE NORM. EN60974-1 MADE IN P.R.C		AM	I_2	EN60974-1 (40°C)	Uo		Protected & compatible power generator (+/-15%)		
	50 / 60 Hz	A	A	I (A)	V	cm	kW	kVA	kg
EXPERT 130	230V 1 ~	10	130	60% @ 53 A	48	47 x 24 x 32	6.8 kW	11.3 kVA	18
EXPERT 220 DV	230V 1 ~ 400V 2 ~	25 13	220	60% @ 90 A	48	48 x 30 x 38	12 kW	20 kVA	22
MASTER 250	400V 3 ~ (50 Hz)	15	80→220	35% @ 220 A	40-68	61 x 42 x 75	9.9 kW	14.1 kVA	74
MASTER 350	400V 3 ~ (50 Hz)	32	140→320	35% @ 320 A	60-80	66 x 57 x 85	16.4 kW	23.4 kVA	117
MASTER 450	400V 3 ~ (50 Hz)	32	140→400	35% @ 400 A	60-85	66 x 57 x 85	22.5 kW	32.1 kVA	126

MMA
INVERTER • GYSMI

PATENTS REGISTERED NUMBERS 001789298-0001 EUROPEAN TRADEMARK & DESIGN

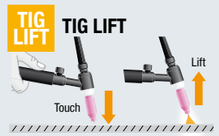

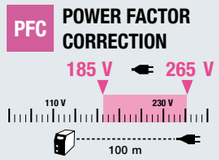

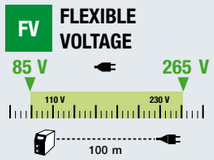

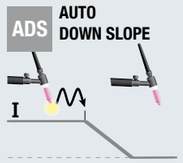

GYSMI 80P
80 A | Ø 1.6→2.5 mm

1.6 m, 10 mm² + 1.6 m, 10 mm²

029958
030114

1.6m, 10mm² + 1.6m, 10mm² + + +

029941
030107

GYSMI 130P
P400

130 A | Ø 1.6→3.2 mm

2 m, 16 mm² + 1.6 m, 16 mm²

029972
030121

+ Flip Flap 014732

+ LCD TECHNO 11 031449

GYSMI 160P
P400

160 A | Ø 1.6→4 mm

2 m, 16 mm² + 1.6 m, 16 mm²

030077

+ LCD TECHNO 11 030435

+ LCD TECHNO 9/13 031555

GYSMI 200P
P400

200 A | Ø 1.6→5 mm

2 m, 25 mm² + 1.6 m, 25 mm²

030794

+ LCD TECHNO 9/13 031579

GYSMI E160
P400 | HS 60 % | TIG LIFT

160 A | Ø 1.6→4 mm

2 m, 16 mm² + 1.6 m, 16 mm²

016002

+ LCD TECHNO 11 031456

+ LCD TECHNO 9/13 031548

GYSMI E200 FV
P400 | HS 90 % | TIG LIFT | PFC | FV | ADS

200 A | Ø 1.6→5 mm

2 m, 16 mm² + 1.6 m, 16 mm²

031210

+ LCD HERMES 9/13 031531

OPTIONS

TIG TORCH KIT
SR17 V (valve)
4 m, 10 / 25 mm²
for GYSMI :
- ✓ 130P
- ✓ 160P
- ✓ 200P
- ✓ E160
- ✓ E200FV

044425

MADE IN FRANCE / CE NORM. EN60974-1	50 / 60 Hz	AM	I2 (MMA) A	I2 (TIG) A	Ø mm	INTEGRATED TECHNOLOGY: P400	HS	TIG Lift	PFC	FV	ADS	Ø1.6	Ø2	Ø2.5	Ø3.2	Ø4	Ø5	X% GYS (20°C) for normal use	EN60974-1 (40°C) IA (60%)	X% (I2 max)	Uo	mm²	cm / kg	cm / kg	Protected & compatible power generator (+/-15 %)		MADE IN FRANCE / CE NORM. EN60974-1
												# electrode / h															
GYSMI 80 P	230 V	10	10→80	—	1.6→2.5	—	—	—	—	—	—	62	50	20	—	—	—	45% @ 80 A	31	6	85	10 / 25	23 x 14 x 10/2.5	40 x 30 x 14/4.7	3 kW	3.7 kVA	**GYSMI 80 P**
GYSMI 130 P	230 V	13	10→130	—	1.6→3.2	■	—	—	—	—	—	62	50	47	24	—	—	55% @ 115 A	45	5	80	10 / 25	25 x 17 x 10/2.9	41 x 32 x 15/5.8	4 kW	5.0 kVA	**GYSMI 130 P**
GYSMI 160 P	230 V	16	10→160	—	1.6→4	■	—	—	—	—	—	62	50	47	45	22	—	60% @ 160 A	85	14	72	10 / 25	27 x 17 x 11/4.2	42 x 36 x 17/6.8	6 kW	7.5 kVA	**GYSMI 160 P**
GYSMI 200 P	230 V	32	10→200	—	1.6→5	■	—	—	—	—	—	62	50	47	45	30	21	58% @ 200 A	120	20	72	10 / 25	27 x 18 x 14/5	42 x 36 x 17/8.4	7 kW	10 kVA	**GYSMI 200 P**
GYSMI E160	230 V	16	10→160	10→160	1.6→4.0	■	■	■	—	—	—	62	50	47	45	23	—	65% @ 160 A	90	19	72	10 / 25	27 x 21 x 12/ 4.6	42 x 36 x 17/7.9	6 kW	7.5 kVA	**GYSMI E160**
GYSMI E200 FV	230 V 110 V	16 20	10→200 10→130	10→200 10→130	1.6→5.0	■	■	■	■	■	■	62	50	47	45	35	24	64% @ 200 A	120 95	22 39	96	10 / 25	27 x 21 x 14/ 5.5	42 x 37 x 17/8.9	7 kW	10 kVA	**GYSMI E200 FV**

MMA
INVERTER PROGYS

2 years QUALITY + GUARANTEE

TIG LIFT — TIG LIFT (Touch / Lift)

PFC — POWER FACTOR CORRECTION (185 V – 265 V; 110 V – 230 V; 100 m)

FV — FLEXIBLE VOLTAGE (85 V – 265 V; 110 V – 230 V; 100 m)

SR — SECONDARY REGULATION (I (A) STABLE)

ADS — AUTO DOWN SLOPE (DS)

AD — ANTI-DUST VENTILATION CORRIDOR

VT — VOLTAGE TEST

P400

PROGYS 180A
230 V • 1 ~
180 A — Ø 1.6→4 mm

no accessories : 031838

P400 HS AF TIG LIFT PFC ADS

PROGYS 200A PFC
230 V • 1 ~
200 A — Ø 1.6→5 mm

Light Industry

no accessories : 031845

CEL cellulosic electrode — ALU aluminium electrode — dynamic arc system >100V — P400 HS AF TIG LIFT PFC FV SR ADS VT

PROGYS 200E FV CEL
110→230 V • 1 ~
200 A — Ø 1.6→5 mm

Light Industry

no accessories : 031852

HS AF TIG LIFT SR AD ADS

PROGYS 250 TRI
400 V • 3 ~
250 A — Ø 1.6→5 mm

Light Industry

no accessories : 010147

CEL cellulosic electrode — HS AF TIG LIFT SR ADS AD VT

PROGYS CEL 250 TRI
400 V • 3 ~
250 A — Ø 1.6→5 mm

Heavy Duty

no accessories : 010215

CEL cellulosic electrode — ALU aluminium electrode — HS AF TIG LIFT FLEX PFC FV SR ADS AD VT

PROGYS FLEX 250 CEL
110→480 V • 1→3 ~
250 A — Ø 1.6→5 mm

Petrol Offshore

no accessories : 010239

031425

031432



030862

MMA KIT

	kit 3	kit 4	kit 5
I (A)	**200 A**	**200 A**	**300 A**
mm²	25	25	35
mm²	10 / 25	35 / 50	35 / 50
L (m)	3	3	4
ref.	047396	047402	047341

Valise de chantier - Heavy-duty case
21 x 43 x 57 cm
3.9 kg

for Progys:
- ✓ 180A
- ✓ 200A PFC
- ✓ 200E FV CEL

060432

TIG TORCH KIT SR17V (valve)
4 m

for PROGYS (10 / 25 mm²) :
- ✓ 180A
- ✓ 200A PFC

044425

for PROGYS (35 / 50 mm²) :
- ✓ 200E FV CEL
- ✓ 250TRI
- ✓ CEL 250TRI
- ✓ FLEX 250CEL

044401

BINZEL

MADE IN FRANCE — CE NORM. EN60974-1	~	50 / 60 Hz	A	I2 A	INTEGRATED TECHNOLOGY P400	HS	AF	TIG Lift	PFC	FV	SR	ADS	AD	VT	CEL	X% GYS (20°C) for normal use	EN60974-1 (40°C) IA (60%)	X% (I2 max)	Uo	cm / kg	Protected & compatible power generator (+/-15%)	
PROGYS 180A	1	230V	16	10→180	■	—	—	—	—	—	—	—	—	—	—	68% @ 180 A	120	25	72	18 x 27 x 14/ 5	7 kW	10 kVA
PROGYS 200A PFC	1	230V	16	10→200	■	■	—	■	■	—	—	■	—	—	—	64% @ 200 A	120	22	96	21 x 27 x 14/ 5.5	7 kW	10 kVA
PROGYS 200E FV CEL	1	230V 110V	16 32	5→200 5→140	■	■	■	■	■	■	■	■	—	■	■	80% @ 200 A	135 90	25 40	108	36 x 27 x 16/ 7.5	7 kW	10 kVA
PROGYS 250 TRI	3	400V	16	10→250	—	■	■	■	—	—	■	■	■	—	—	50% @ 200 A	120	15	66	40 x 30 x 16/ 8.6	10 kW	12.5 kVA
PROGYS CEL 250 TRI	3	400V	16	10→250	—	■	■	■	—	—	■	■	■	■	■	100% @ 200 A	180	25	100	42 x 32 x 21/ 18	10 kW	12.5 kVA
PROGYS FLEX 250 CEL	1 3	110→180V 180→300V 300→480V	32 25 16	10→140 10→200 10→250	—	■	■	■	■	■	■	■	■	■	■	100% @ 230 A	220	40	100	44 x 32 x 23/ 18	10 kW	12.5 kVA

6 in 1 MULTIPROCESS INVERTER

EXAGON 400 CC/CV

2 years GUARANTEE

EASY TO USE

50 MEMORY SETTINGS

6 in 1

1. MMA
2. MMA • PULSE
3. TIG DC LIFT
4. GOUGING
5. MIG • Portable feeder
6. MIG • Wire feeder

MULTI APPLICATIONS

Heavy duty
Naval
Petrol offshore
Pipe

IP 23

INDOOR /OUTDOOR

ROBUST DESIGN

MMA PULSE

400 A @ 60%

VRD INSIDE : Voltage Reduction Device

	Uo (EN60974-1)	U (Voltmeter)
VRD ON	26 V	29 V
VRD OFF	84 V	80 V
ON → OFF sensibility	< 200 Ω	
OFF → ON delay	< 0.3 s	

Software & Hardware protection

Pedal & hand remote control

connector for wire feeder EXAFEED (p.42/43)

Filter kit
046580

PACKS



EQUIPMENT 1 2

KITS MMA

kit	A	L m	model	L m	model	mm²	mm²	Ref.
5	300	4	HELIX T300.50	4	CROCO 400.70	35	35/50	047341
6	400	4	SHARK X400.70	4	CROCO 400.70	35	35/50	038295
7	500	5	SHARK X500.70	4	TYREX 600.95	50	35/50	047419
8	600	5	SHARK C600.120	4	TYREX 600.95	70	35/50	047426

EQUIPMENT 3

TIG TORCH

SR17 V (valve)
4 m
044401

BINZEL

EQUIPMENT 4

GOUGING

Pince de gougeage - Gouging Torch - Fugenhobel, 1 000 A
041516

Adaptateur gougeage - Gouging clamp adaptor 70 mm² - 5 m
040670

Électrodes de gougeage - Gouging - Electrodes - Kohleelektroden - Electrodos de carbono

Ø 6.4 mm (x50)	086081
Ø 8 mm (x50)	086098

OPTION REMOTE CONTROLS

Remote control pedal
4 m
045682

045699

Hand remote control
8 m
045675

EQUIPMENTS 5 6

MIG : p.42/43

OPTION TROLLEY

JOBSITE XL
600 x 1150 x 584 mm
039568

OPTION



4 m³
039551

CEL cellulosic electrode | ALU aluminium electrode | HS | AF | MMA PULSE | TIG LIFT | SR | AD

EXAGON 400 CC/CV

400 V • 3 ~

5 ◢ 400 A

no accessories/no trolley :
010925

MADE IN FRANCE	~	50 / 60 Hz	A	I2 MMA A	I2 TIG A	I2 MIG A	HS	AF	MMA PULSE	TIG Lift	SR	AD	CEL	IA (60%)	X% (I2 max)	Uo	cm / kg	Protected & compatible power generator (+/-15%)	
EXAGON 400 CC/CV	3	400 V	32 A	20 → 400	5 → 400	15 → 400	■	■	■	■	■	■	■	400	60	84 V	58 x 52 x 30/32 kg	30 kW	36 kVA

PORTE-ÉLECTRODES - Electrode holders - Elektrodenhalter - Portaelectrodos - Elektrodenhouder - Porta electrodos

HELIX, VESTALE & PYTHON

	HELIX T200.25	HELIX T300.50	HELIX T400.70	PYTHON T400.70	HELIX PRO T400.70	HELIX PRO T500.95	VESTALE T500.95
A	200 A	300 A	400 A	400 A	400 A	500 A	500 A
⊛ max	25 mm²	50 mm²	70 mm²	70 mm²	70 mm²	95 mm²	95 mm²
A (X%)	200A (35%) 150A (60%)	300A (35%) 250A (60%)	400A (35%) 300A (60%)	400A (35%) 300A (60%)	400A (35%) 300A (60%)	500A (35%) 400A (60%)	500A (35%) 400A (60%)
⊸ max	3.2 mm	4 mm	6.3 mm	6.3 mm	6.3 mm	8 mm	8 mm
x1 (vrac)	043497	038288	043732	038011	039919	039902	038097

SHARK

	SHARK X200.35	SHARK PRO C300.35	SHARK X300.50	SHARK X400.70	SHARK C400.95	SHARK X500.95	SHARK C600.120
A	200 A	300 A	300 A	400 A	400 A	500 A	600 A
⊛ max	35 mm²	35 mm²	50 mm²	70 mm²	95 mm²	95 mm²	120 mm²
A (X%)	200A (35%) 150A (60%)	300A (35%) 250A (60%)	300A (35%) 250A (60%)	400A (35%) 300A (60%)	400A (35%) 300A (60%)	500A (35%) 400A (60%)	600A (35%) 500A (60%)
⊸ max	4 mm	4 mm	5 mm	6.3 mm	6.3 mm	8 mm	10 mm
x1 (vrac)	043503	039926	043510	038004	043725	043718	046542
x1 (blister*)	043602		043701				
	x 50 043558		x 25 043565				

SUPPORT PORTE-ÉLECTTRODES MAGNÉTIQUE - Electrode holder stand with magnetic base

038028



PORTE-ÉLECTRODES ASSEMBLÉS - Electrode holder kits - Vormontierte Elektrodenhalter

A		L m	⊛ mm²	⊸ mm²		ref.
150 / 200	SHARK X200.35	4	16	10 / 25	x1	043848
200	SHARK X200.35	4	25	35 / 50	x1	043855
300	SHARK C300.50	4	35	35 / 50	x1	043862
500	SHARK X500.95	4	50	35 / 50	x1	043879
600	SHARK C600.120	5	70	35 / 50	x1	047006

KIT POUR POSTES MMA (CÂBLES + PINCES + CONNECTEURS) - « MMA kits » (Electrode holder + earth clamp + cable/connectors) - Kit MMA (cables + pinzas + conectadores) - Elektrodenhalter + Masseklemme vormontiert

	A	L (m)	model	L (m)	model	⊛ mm²	⊸ mm²		Ref.
kit 1	150/200 A	1.6	SHARK X200.35	2	CROCO A200.35	16	10 / 25	x1	047372
kit 2	200 A	1.6	SHARK X200.35	2	CROCO A200.35	25	10 / 25	x1	047389
kit 3	200 A	3	SHARK X300.50	3	CROCO T400.70	25	10 / 25	x1	047396
kit 4	200 A	3	SHARK X300.50	3	CROCO T400.70	25	35 / 50	x1	047402
kit 5	300 A	4	HELIX T300.50	4	CROCO T400.70	35	35 / 50	x1	047341
NEW kit 6	300 A	4	SHARK X400.70	4	CROCO 400.70	35	35 / 50	x1	038295
kit 7	500 A	5	SHARK X500.95	4	TYREX 600.95	50	35 / 50	x1	047419
kit 8	600 A	5	SHARK C600.120	4	TYREX 600.95	70	35 / 50	x1	047426

PINCES DE MASSE - Earth clamps - Masseklemmen - Pinzas de masa - Massaklem - Pinças de massa

CROCO

	CROCO A200.35	CROCO B250.25	CROCO B300.70	CROCO T400.70	CROCO B600.95	CROCO T600.95	CROCO M600.95
A	200 A	250 A	300 A	400 A	600 A	600 A	600 A
⊛ max	35 mm²	25 mm²	70 mm²	70 mm²	95 mm²	95 mm²	95 mm²
A (X%)	200A (35%) 150A (60%)	250 A (35%) 200 A (60%)	300A (35%) 250A (60%)	400A (35%) 300A (60%)	600A (35%) 500A (60%)	600A (35%) 400A (60%)	600A (35%) 400A (60%)
x1 (vrac)	043114		043138	043213	038042	046559	038301
x1 (blister*)	043107	038035		043206			
	043121		043145	043152			

RHINO & TYREX

	RHINO 300.50	TYREX 400.70	TYREX XL 400.70	RHINO 400.70	TYREX 600.95	TYREX+ 800.120
A	300 A	400 A	400 A	400 A	600 A	800 A
⊛ max	50 mm²	70 mm²	70 mm²	70 mm²	95 mm²	120 mm²
A (X%)	300A (35%) 250A (60%)	400A (35%) 300A (60%)	400A (35%) 300A (60%)	500A (35%) 400A (60%)	600A (35%) 500A (60%)	800A (35%) 700A (60%)
x1 (vrac)	038059	043176	048997	038066	043220	046573
		(x25) 043183			(x10) 043169	

MASSES MAGNÉTIQUES - Earth magnets - Magnetische Masse

	SQUARE MAGNET 500.70	ROUND MAGNET 500.70	ROUND MAGNET 600.95
A	500 A	500 A 045507	600 A
⊛ max	70 mm²	70 mm²	95 mm²
A (X%)	500A (35%), 400A (60%)	500A (35%), 400A (60%)	600A (35%), 500A (60%)
x1 (vrac)	048980	048973	047105

PINCES DE MASSE ASSEMBLÉES - Earth clamp kits - Vormontierte Masseklemmen

A		L m	⊛ mm²	⊸ mm²		Ref.
150 / 200 A	CROCO A200.35	2	16	10 / 25	x1	043770
250 A	CROCO T400.70	3	25	10 / 25	x1	043787
250 A	CROCO T400.70	4	25	35 / 50	x1	043794
300 A	TYREX 400.70	4	25	35 / 50	x1	043800
400 A	CROCO T400.70	4	35	35 / 50	x1	043817
400 A	TYREX 400.70	4	50	35 / 50	x1	043824
600 A	TYREX 600.95	4	70	35 / 50	x1	043831
800 A	TYREX+ 800.120	4	95	35 / 50	x1	047013

CÂBLE - Cable - Kabel



Welding Cable - Schweißkabel

EN 60246-5
H01N2-D
(Caoutchouc - Rubber)

		Ref.	EN 60974-9 A (60%)	EN 60974-9 A (35%)
16 mm²	x m	046207	120	130
	100 m	046252		
25 mm²	x m	046306	164	184
	5 m	045408		
	100 m	046603		
35 mm²	x m	046405	210	241
	100 m	046702		
50 mm²	x m	046757	273	320
	100 m	046801		
70 mm²	x m	046832	348	417
95 mm²	x m	046863	430	525

High Flexibility Electrical Cable

				A (60%)	A (35%)
10 mm²	100 m	054882	054875	88	92
16 mm²	100 m	054905	054899	120	130
25 mm²	100 m	054929	054912	164	184
35 mm²	100 m	054943	054936	210	240
50 mm²	100 m	054967	054950	273	320

COSSES - Cable lugs - Kabelschuhe - Terminal - Kabelschoen - Terminal

	max	ø		Ref.
10 mm²	M5	x100		047501
16 mm²	M5	x100		047518
25 mm²	M5	x100		047525
35 mm²	M6	x100		047532
50 mm²	M10	x100		047549
70 mm²	M10	x100		047556
95 mm²	M10	x50		047570
NEW 16 mm²	M10	x10		038219
25 mm²	M10	x10		038226
35 mm²	M14	x10		038233
50 mm²	M14	x10		038240
NEW 75 mm²	M16	x10		038257
125 mm²	M15	x5		038264

DOUILLES TEXAS - Dinze sockets - Anschlussbuchse



	I A max	mm	mm²	Ø mm	Ø mm	Ø	Compatibility		Ref.
DF 25.14	200	32	10/25	14	9	M8	CM25.14	x 20	045644
DF 70.21	400	49	35/70	21	13	M10	CM 50.21, CM 70.21	x 10	045637
DF 95.24	500	38	70/95	24	13	M12	CM 95.24	x 5	045743

ADAPTATEURS TEXAS - Adaptators - Adapter mit Messfunktion

AMF 25/50
Adaptateur mâle/femelle - Male/female adaptor
038110

AMF 50/25
Adaptateur mâle/femelle - Male/female adaptor
038127

CDFM 95/95
Connecteur mâle/double femelles - Male/female adaptor 95 mm²
038134

TEXAS MESURE DE TENSION - Dinze voltage measuring cable - Texte allemand

VM1
060531

CONNECTEURS TEXAS - Dinze connectors - Stecker - Conectadores - Schakeleaars - Conectores

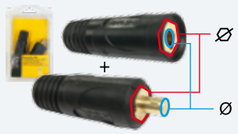

	I A max	mm²	Ø mm	Ø mm	Compatibility		Ref.
CFM 25.14	200	10/25	14	9	CM 25.14, DF 25.14, CF 25.14	x1	045507
CFM 50.21	300	35/50	21	13	CM 50.21, CF 50.21, TX 70.21	x1	045606
CFM 70.21	400	50/70	21	13	CM 70.21, TX 70.21	x1	047488
CM 25.14	200	10/25	14	9	DF 25.14, CF 25.14	x20	045668
CM 50.21	300	35/50	21	13	DF 70.21, CF 50.21	x10	045613
CM 70.21	400	50/70	21	13	DF 70.21, CF 70.21	x5	045750
CM 95.24	500	70/95	24	13	DF 95.24	x5	047495
CF 25.14	200	10/25	14	9	CM 25.14	x30	045651
CF 50.21	300	35/50	21	13	CM 50.21	x10	045620
CF 70.24	400	50/70	24	13	CM 70.21	x5	045736

PC1
060531
x2 Texas CM 50.21
MMA/TIG/MIG connection

CABLE
Rallonge câble, connexions texas (mâle + femelle)

1.3 m	95 mm²	033689
5 m	95 mm²	032439
10 m	95 mm²	032446

GUIDE CÂBLE DE SOUDAGE - Welding cable hitch - Schweißkabelführung

044234



MARTEAUX À PIQUER - Chipping Hammers - Hammer - Martillos

HAMMER 260
260 mm / 240 g
(x1)
044159

HAMMER 285
285 mm / 425 g
(x1)
044128

HAMMER 290 PRO
Premium
290 mm / 465 g
(x1)
044135

HAMMER 320 PRO
Premium
320 mm / 425 g
(x1)
044142

BROSSES - Wire brushes - Bürsten - Brosses - Cepillos

			Acier - Steel - Stahl - Acero - Staal - Aço		Inox - Stainless - Edelstahl	
A	4	—	(x1)	044241	(x1)	044258
			(x24)	044265	(x24)	044272
B	3	—	(x1)	044227	(x1)	044289
C	2	•	(x1)	044166	—	
D		—	(x1) Laiton - Brass	038073	—	
			(x1) Zinc	038080		

POSITIONNEURS MAGNÉTIQUES - Welding magnets - Imán especial para soldadura - Magnetische Positionierer

	MAGNETIC P15.90	MAGNETIC P16.90	MAGNETIC P19.90	MAGNETIC P20.180	MAGNETIC D36.90	MAGNETIC D50.90 DUAL	MAGNETIC D50.90	MAGNETIC D70.90M	MAGNETIC D70.120M	MAGNETIC D70.135M
	Classic				Switchable ON/OFF					
max	15 kg	16 kg	19 kg	20 kg	36 kg	50 kg	50 kg	70 kg	70 kg	70 kg
	60/90°	45/90/135°	45/90/135°	articulated 0 > 180°	45/90/135°	90°	90°	90°	45/60/75/ 90/105/135°	45/75/ 90/105/135°
x ...	2	4	1	1	1	1	1	1	1	1
Ref.	047044	044180	044203	044302	044197	047051	047075	047068	047082	047099

GOUGEAGE - Gouging - Fugenhobeln

for Exagon 400 CC/CV, Magys 500 GR & 500WS

Pince de gougeage - Gouging Torch - Fugenhobel, 1 000 A
041516

Adaptateur gougeage - Gouging clamp adaptor
70 mm² - 5 m
040670

Électrodes de gougeage - Gouging - Electrodes - Kohleelektroden - Electrodos de carbono

Ø 6.4 mm	(x50)	086081
Ø 8 mm	(x50)	086098

OPTION TIG LIFT - TIG torch with valve - WIG-Schlauchpacket

TIG TORCH KIT SR17V (valve), 4 m

GYSMI 130P/160P/200P/ E160/E200FV PROGYS 180A/200A PFC
044425

PROGYS 200E FV CEL/250TRI/CEL 250TRI/ FLEX 250CEL
044401

ACIER/STEEL - Rutile - Rutile- Rutilos - Rutielen - Rútilos

6013

Normes - Norms - Normen - Norma
AWS A 5.1 : E 6013
EN ISO 2560-A : E 420 RC 11
DB - Zulassung-Nr : 10.064.02

Position
Polarity (-)

Mechanic
Re : 440 Mpa
Rm : 540 Mpa
A 5 d : 24%
Impact energy : 0°C 50j

			x ...			kg
A	Ø 1.6	300	210	■	085114	1.65
	Ø 2.0	350	155	■	085121	2.08
	Ø 2.5	350	110	■	085138	2.11
	Ø 3.2	350	70	■	085145	2.09
	Ø 4.0	350	47	■	085152	2.21
B	Ø 2.0	350	355	■	085022	4.82
	Ø 2.5	350	230	■	085039	4.46
	Ø 3.2	350	165	■	085046	4.85
	Ø 4.0	350	110	■	085053	5.39

	x ...	
Ø 1.6	17	084315
	50	084414
Ø 2.0	13	084322
	50	084421
Ø 2.5	11	084339
	50	084438
Ø 3.2	9	084346
	50	084445
Ø 4.0	8	084353
	50	084452

PLASTIC BOX

		x ...		kg
Ø 2.5	350	252	086005	4.6
Ø 3.2	350	172	086012	5
Ø 4.0	350	117	086029	5

BASIQUE - Basic - Basisch - Baísicos - Basis

7018 (low hydrogen)

		x ...	
Ø 2.5	350	210	081918
Ø 3.2	350	135	081925
Ø 4.0	350	96	081932

Normes - Norms - Normen - Norma
AWS A 5.1 : E 7018-1
ISO 2560-A : E 42 4B 42 H5

Position
Polarity (+/-)

Mechanic
Re : 470 Mpa
Rm : 560 Mpa
A 5d : 26%
Impact energy : -40°C 60j
H2-H5 (5 ml/100 g)

ACIER INOXYDABLE - Stainless Steel - Edelstahl

312R

PLASTIC BOX

Position
Polarity (+)

Mechanic
Re : 450 MPa
Rm : 680 MPa
A 5 d : 25%
Impact energy : -20°C 60j

Dissimilar Electrodes - Maintenance & Repair

	x ...	
Ø 2.5	54	081475
Ø 3.2	28	081468

Normes - Norms - Normen - Norma
AWS 5.4 / E312-16
EN ISO 3581-A / E 29 9 R

308L

Position
Polarity (+)

Mechanic
Re : 380 MPa
Rm : 600 MPa
A 5 d : 38%
Impact energy : -20°C 60j

	x ...	
Ø 2.5	10	082328

Normes - Norms - Normen - Norma
AWS A 5.4 : E 308 L-17
EN ISO 3581-A : E 19 9L R32

316L

Position
Polarity (+)

Mechanic
Re : 350 MPa
Rm : 490 MPa
A 5 d : 30%
Impact energy : -20°C 60j

	x ...	
Ø 2.0	12	082359
Ø 2.5	10	082335
Ø 2.5	30	081499
Ø 3.2	8	082342
Ø 3.2	25	081482
Ø 3.2	555 (20 kg)	081963

Normes - Norms - Normen - Norma
AWS A 5.1 : E 316 L-16
EN ISO 3581-A : E 19 12 3L R31
DIN 8556 : E 19 12 3 NCR23

FONTE - Cast Iron- Gusselektroden - Hierro Colado - Gietijzer - Ferro Fundido

Normes - Norms - Normen - Norma
AWS A 5.15 : E Ni Fe CI
EN ISO 1071 : EC NiFe-CI1
DIN 8573 : E Ni Fe BG 13

Position
Polarity (+)

Mechanic
Re : 390 MPa
Rm : 550 MPa

	x ...	
Ø 2.5	12	083332
Ø 3.2	9	083349
Ø 3.2	156	081956

RECHARGEMENT - Hardfacing - Auftragschweißen - Recargue - Herladen - Enchimento

Normes - Norms - Normen - Norma
EN 14700 : E Fe 2
DIN 8555 : E2-UM-60

Position
Polarity (-)

Mechanic
55/60 HRC
580-610 HB

		x ...		kg
Ø 3.2	450	141	081529	6.6
Ø 4.0	450	90	081512	6.8

Ø 2.5	350	46	081543	1
Ø 3.2	450	22	081574	1
Ø 4.0	450	14	081581	1

ALU - Aluminium - Aluminio

4043

Normes - Norms - Normen - Norma
AWS A 5.3 : E 4043
ISO 18273 : Al 4043 A
DIN 1732 : EL-AlSi5

Position
Polarity (+)

Mechanic
Re : 100 MPa
Rm : 200 MPa
A 5 d : 5%
Impact energy : -20°C 20j

	x ...	
Ø 3.2	5	084803
Ø 3.2	147	081949

ÉTUVE ÉLECTRODES - Electrode oven - Elektrodenofen

Capacité - Capacity
- Kapazität - Capacidad :
5 kg

max 150°C

060272

CARQUOIS ISOTHERMIQUE POUR ÉLECTRODES
- Electrode canister - Thermo-Isolierbox für Schweißelektroden

45 cm
Capacité - Capacity
- Kapazität - Capacidad :
7 kg

060258

TIG
DC

PATENTS REGISTERED NUMBERS
EUROPEAN TRADEMARK& DESIGN

EN 1090

U/ I

PATENTS REGISTERED NUMBERS
EUROPEAN TRADEMARK& DESIGN

Foot Pedal & Remote Control

POWER FACTOR CORRECTION PFC EN 61000-3-12 FV FLEXIBLE VOLTAGE

2 years QUALITY + GUARANTEE

Foot Pedal & Remote Control

2 years QUALITY + GUARANTEE

POWER FACTOR CORRECTION PFC EN 61000-3-12 FV FLEXIBLE VOLTAGE

Foot Pedal & Remote Control

2 years QUALITY + GUARANTEE

WCU 0.5kW A
500 W
cooling unit (1.5L)
8 kg
liquid not included
039490

WCU 1kW B
1000 W
cooling unit (3l)
15 kg
liquid not included
032217

P400 L/DB

TIG 160 DC - LIFT
160 A

2m, 16mm² 1.6m, 16mm² BINZEL SR17DB, 4m
011106

P400 PULSE AID L/DB

TIG 168 DC HF
160 A

no accessories :
011427

2m, 25mm² 1.6m, 25mm² BINZEL SR17DB, 4m
011410

P400 PULSE AID PFC FV SR L/DB/P

TIG 200 DC HF FV
200 A | **1 ~**

no accessories :
011533

2m, 25mm² 2m, 25mm² BINZEL SR17DB, 4m
011540

P400 PULSE AID PFC FV SR L/DB/P

TIG 220 DC HF
220 A | **1 ~**

MMA PULSE

no accessories :
012431

OPTIONS

FOOT PEDAL
4 m
045682

045699

REMOTE CONTROL
8 m
045675

CEL cellulosic electrode PULSE AID SR AD L/DB/P

TIG 300 DC HF
300 A | **3 ~**

MMA PULSE

IP 23
INDOOR /OUTDOOR

no accessories :
012318

OPTIONS TIG 300 DC HF

10m³-XL/TM2
912 x 910 x 507 mm
max 10 m³(50 l)
039711

Diable 10m³
550 x 1115 x 525 mm
max 10 m³(50 l)
039704

OPTIONS

Valise de chantier - Heavy-duty case - Gerätekoffer
21 x 43 x 57 cm
3.9 kg
✓ 160 DC-LIFT
✓ 168 DC HF
✓ 200 DC HF FV
060432

IP67

SOURCE DE COURANT ORBITIG - Power supply for orbital TIG - Stromquelle für Orbital WIG-Schweißen

NEW 2016

200 A - 1~
012448

300 A - 3~
012493

CAN Bus Protocol

285 x 395 x 155 mm

35/50 mm²

MADE IN FRANCE	CE NORM. EN60974-1	50 / 60 Hz	A	A	A	P400	PULSE	AID	PFC	FV	SR	CEL	TIG EN60974-1 (40°C) IA (60%)	TIG EN60974-1 (40°C) X% (I2 max)	MMA EN60974-1 (40°C) IA (60%)	MMA EN60974-1 (40°C) X% (I2 max)	Uo	mm²	cm	kg	Protected & compatible power generator (+/-15 %)	
				I2 TIG	I2 MMA	INTEGRATED TECHNOLOGY																
TIG 160 DC Lift		230V 1~	16	20→160	20→160	■	—	—	—	—	—	—	95	22	80	17	72	10/25	29 x 21 x 14	5	6 kW	7.5 kVA
TIG 168 DC HF		230V 1~	16	10→160	10→160	■	0.2→20 Hz	■	—	—	—	—	100	21	80	15	82	35/50	37 x 30 x 14	9	6 kW	7.5 kVA
TIG 200 DC HF FV		110V 1~	32	5→180	10→120	■	0.2→20 Hz	■	■	■	■	—	115	26	90	30	76	35/50	42 x 31 x 15	12	7 kW	
		230V 1~	13	5→200	10→200								140	30	125	20						
TIG 220 DC HF		110V 1~	32	5→180	10→140	■	0.1→900 Hz	■	■	■	■	—	125	40	120	30	76	35/50	36 x 43 x 23	12	7 kW	
		230V 1~	13	5→220	10→200								165	35	135	25						
TIG 300 DC HF		400V 3~	16	5→300	10→250	—	0.1→900 Hz	■	—	—	■	■	255	35	220	30	90	35/50	40 x 52 x 25	20	10 kW	12.5 kVA

TIG
AC/DC

PATENTS REGISTERED NUMBERS
EUROPEAN TRADEMARK & DESIGN

PFC POWER FACTOR CORRECTION

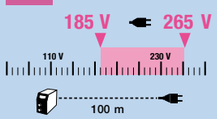

FV FLEXIBLE VOLTAGE

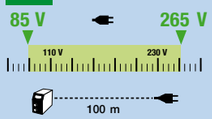

SR SECONDARY REGULATION

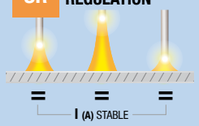

AD ANTI-DUST VENTILATION CORRIDOR

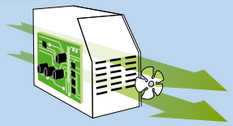

L / DB / P

TIG TORCHES



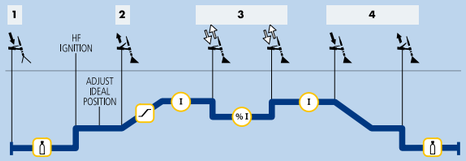

OPTIONS

max 4 m³ (20 l)

WELD 610
574 x 618 x 386 mm
040281

max 10 m³ (50 l)

10m³-XL/TM1
666 x 1032 x 484 mm
041257

max 10 m³ (50 l)

10m³-XL/TM2
912 x 910 x 507 mm
039711

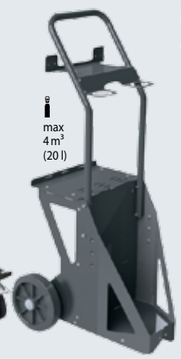

max 4 m³ (20 l)

Diable 4m³
500 x 1060 x 450 mm
015678

max 10 m³ (50 l)

Diable 10m³
550 x 1115 x 525 mm
039704

WELD 610	10m³-XL/TM1	10m³-XL/TM2	Diable 4m³	Diable 10m³
✓ 160 DC LIFT	✓ 160 DC LIFT	~~160 DC LIFT~~	✓ 160 DC LIFT	✓ 160 DC LIFT
✓ 168 DC	✓ 168 DC	~~168 DC~~	✓ 168 DC	✓ 168 DC
✓ 200 DC	✓ 200 DC	~~200 DC~~	✓ 200 DC	✓ 200 DC
✓ 300 DC	✓ 300 DC	✓ 300 DC	✓ 300 DC	✓ 300 DC
✓ 207 AC/DC	✓ 207 AC/DC	✓ 207 AC/DC	✓ 207 AC/DC	✓ 207 AC/DC
✓ 208 AC/DC	✓ 208 AC/DC	✓ 208 AC/DC	~~208 AC/DC~~	✓ 208 AC/DC
~~220 AC/DC~~	~~220 AC/DC~~	✓ 220 AC/DC	~~220 AC/DC~~	✓ 220 AC/DC

FOOT PEDAL
4 m
045682

045699

REMOTE CONTROL
8 m
045675

1.25 L
-25°C/-13°F
liquide non fourni
/ liquid not supplied

OPTION
WCU 0.4kW A
<200A, 400W
230 V
cooling unit (1.25l), 8.2 kg
liquid not included
041271

P400 PULSE PFC FV SR AD L/DB/P

TIG 207 AC/DC-HF FV

5 ◢ **200 A**

no accessories :
011625

2m, 25mm² 2m, 25mm² BINZEL SR26DB, 4m
011618

liquid cooling P400 PULSE PFC SR AD L/DB/P

TIG 208 AC/DC-HF

5 ◢ **200 A**

no accessories :
011823

2m, 25mm² 2m, 25mm² BINZEL SR20DB, 4m
011816

MADE IN FRANCE / CE NORM. EN60974-1			I2 TIG		INTEGRATED TECHNOLOGY						TIG					MMA		Freq. AC					Protected & compatible power generator (+/-15 %)
											X% GYS (20°C)	EN60974-1 (40°C)				EN60974-1 (40°C)							
	50/60 Hz	A	A		P400	PULSE	PFC	FV	SR	AD	for normal use	IA (60%)	X% (I2 max)			IA (60%)	X% (I2 max)	Hz	Uo	mm²	cm	kg	
TIG 207 AC/DC-HF FV	110V 1~	20	AC 10→160	DC 5→160	■	0.2→20 Hz (DC) 0.2→2 Hz (AC)	■	■	■	■	AC/DC 47% @ 160 A	AC/DC 90	AC/DC 20			90	30	20 → 200	70	35 / 50	36 x 39 x 20	19	6 kW
	230V 1~	13	AC 10→200	DC 5→160							AC 32% @ 200 A	AC/DC 95	AC 13	DC 21		95	21						
TIG 208 AC/DC-HF	230V 1~	16	AC 10→200	DC 5→160	■	0.2→20 Hz (DC) 0.2→2 Hz (AC)	■	—	■	■	DC 47% @ 160 A	AC/DC 95	AC 13	DC 21		95	21		70	35 / 50	49 x 42 x 20	26	6 kW

	FONCTION	FUNCTION	TIG DC	TIG AC	MMA
	Amorçage HF	HF Start	X	X	
	Amorçage LIFT	LIFT Start	X	X	
	Pré Gaz	Pre Gas	X	X	
	Courant Initial	Start Current	X	X	
	Temps Initial	Start Time	X	X	
	Courant de montée	Up Slope	X	X	
	Courant de soudage	Welding Current	X	X	
	Courant Froid (Torche 2P, 4TLDG)	Second Welding Current	X	X	
	Courant Froid PULSE	Second Welding Pulse Current	X	X	
	Balance PULSE	Pulse Balance	X	X	
	Fréquence PULSE	Pulse Frequency	X	X	
	Evanouissement du courant	Down Slope	X	X	
	Courant final	Final Current	X	X	
	Temps final	Final Time	X	X	
	Post Gaz	Post Gas	X	X	
	Balance AC	AC Balance		X	
	Fréquence AC	AC Frequency		X	
	Forme d'onde (Carré/Sinus/ Triangle/Trapèze)			X	
	Ø électrode	Electrode Ø	X	X	
SPOT	Temps de pointage	Spot delay	X	X	
TACK SPOT	Temps de pulse	Pulse time	X		
	Temps de pointage	Spot delay	X		
PULSE	Courant Froid PULSE	Second Welding Pulse Current	X	X	
	Balance PULSE	Pulse Balance	X	X	
	Fréquence PULSE	Pulse Frequency	X	X	
MIX AC	Temps AC	AC time		X	
	Temps DC	DC time		X	
SYNERGY	Matière	Material	X	X	
	Epaisseur	Thickness	X	X	
	Type d'assemblage	Assembly type	X	X	
	HotStart	HotStart			X
	Temps HotStart	HotStart time			X
	ArcForce	ArcForce			X
	Inversion de Polarité	Polarity inversion			X
	AC	AC			X

X = TIG 220 AC/DC only

ERGONOMIC & EASY

Large 5 inch LCD colour screen

TIG SYNERGIC

AC: TIG | SYN | Ø 4.0 | AlMg — = 7.0 mm — = 5.0 s

DC: TIG | SYN | Ø 4.0 | Fe — = 7.0 mm — = 6.0 s

TIG MANUAL

AC: TIG | AC | Ø 4.0 | STD | 2T — = 250 A — = 10 s

AC PULSE: TIG | AC | Ø 4.0 | PLS | 2T — = 250 A — = 10 s

DC: TIG | DC | Ø 4.0 | STD | 2T — = 250 A — = 10 s

SPECIAL

TIG CONNECT 5

for Automate (5 programs)
TIG 300 DC,
TIG 220 & 250 AC/DC

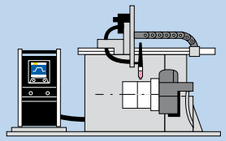

TIG AC/DC

2 years GARANTIE · GARANTIA · GARANZIA · GARANTIA · GARANTIE · GARANTIE · QUALITY + GUARANTEE

POWER FACTOR CORRECTION PFC EN 61000-3-12 FV FLEXIBLE VOLTAGE

Foot pedal & remote control

WCU 1kW A
1000W
cooling unit (3l)
14 kg
liquid not included
039773

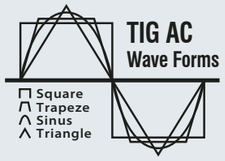

P400 | PULSE | AID | PFC | FV | SR | AD | L/DB/P

TIG 220 AC/DC-HF FV

5 ◢ **220 A** — **1 ~**

IP 23 — INDOOR /OUTDOOR

no accessories :
011908

ALU — SHOCK RESISTANT

FAN LESS TECHNOLOGY — ★★★ UNIQUE ★★★ TECHNOLOGY by GYS

cooling unit (5l)
liquide non fourni
/ liquid not supplied

Foot pedal & remote control

100 % DUST PROOF
100 % SANS POUSSIÈRE
100% STAUBFREI

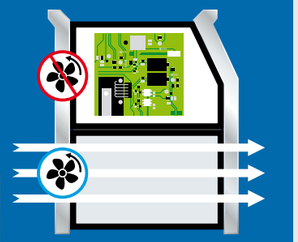

LIQUID COOLED ELECTRONICS
REFROIDISSEMENT LIQUIDE DE L'ÉLECTRONIQUE
FLÜSSIGKEITSGEKÜHLTE ELEKTRONIK

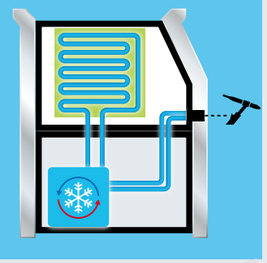

TROPHÉES de L'INNOVATION 2013
Coup de cœur en partenariat avec ARKEA
GYS Fan Less INDUSTRIE LYON 2013

OPTIONS
max 10 m³ (50 l)
040960

liquid cooling | PULSE | AID | SR | AD | L/DB/P

TIG 250 AC/DC-HF

5 ◢ **250 A** — **3 ~**

250A 60 % TIG

IP 23 — INDOOR /OUTDOOR

no accessories :
012004

OPTIONS

10m³-XL/TM2
912 x 910 x 507 mm
max 10 m³ (50 l)
039711

Diable 10m³
550 x 1115 x 525 mm
max 10 m³ (50 l)
039704

OPTIONS

Hand remote control
8 m
045675

Foot remote control
4 m
045682

045699

screen protectors
(x5)
044043

MADE IN FRANCE / EN60974-1	50/60 Hz	AM	I2 TIG A		P400	PULSE	AID	PFC	FV	SR	AD	FAN LESS	TIG EN60974-1(40°C) IA (60%)	TIG EN60974-1(40°C) X% (I2 max)	MMA EN60974-1 (40°C) IA (60%)	MMA EN60974-1 (40°C) X% (I2 max)	Freq. AC Hz	Uo	mm²	cm	kg	Protected & compatible power generator (+/-15 %)	
TIG 220 AC/DC-HF FV	110 V 1~	32	AC 10→140	DC 5→140	▪	0.1→2500 Hz (DC) 0.1→2 Hz (AC)	▪	▪	▪	▪	▪	—	AC/DC 140	AC/DC 100	140	75	20→200	75	35/50	52x40x25	20	7 kW	
	230 V 1~	16	AC 10→220	DC 5→220									AC 185 / DC 175	AC 45 / DC 35	160	25							
TIG 250 AC/DC-HF	400 V 3~	16	AC 10→250	DC 5→250	—	0.1→2500 Hz (DC) 0.1→2 Hz (AC)	▪	—	—	▪	▪	▪	AC/DC 250	AC/DC 60	230	40	20→200	85	35/50	64x67x34	46	10 kW	12.5 kVA

PACKS TIG DC

168 DC

TIG 168 DC-HF

Diable 4m³
500 x 1060 x 450 mm, max 4 m³

SR9 L, 8 m
4 m, 25 mm²

SR17 DB, 4 m
2m, 25mm²
2m, 25mm²

pack TIG 168 DC L
011953

pack TIG 168 DC DB
011960

200 DC

TIG 200 DC-HF

SR17 L, 8 m
4 m, 25 mm²

SR17 DB, 4 m
2m, 25mm²
2m, 25mm²

Diable 4m³
500 x 1060 x 450 mm, max 4 m³

10m³-XL/TM1
666 x 1032 x 484 mm, max 10 m³

Diable 4m³
500 x 1060 x 450 mm, max 4 m³

pack TIG 200 DC L1
011977

pack TIG 200 DC L2
011984

pack TIG 200 DC DB
011991

220 DC

NEW

TIG 220 DC-HF

SR26 L, 8 m
4 m, 25 mm²

SR20 L, 8 m
4 m, 25 mm²

WCU 0.5kW A
500W
cooling unit 3l

Diable 10m³
550 x 1115 x 525 mm, max 10 m³

pack TIG 220 DC AL1
012516

pack TIG 220 DC WL1
012523

PACKS TIG AC/DC

207 AC/DC

TIG 207 AC/DC-HF

SR26 DB, 4 m
2m, 25 mm²
2m, 25mm²

Diable 4m³
500 x 1060 x 450 mm, max 4 m³

pack TIG 207 AC/DC DB
012059

220 AC/DC (Air Cooled)

TIG 220 AC/DC-HF
4 m, 25 mm²

SR26 L, 8 m

SR26 DB, 8 m

10m³-XL/TM2
912 x 910 x 507 mm, max 10m³

Diable 10m³
550 x 1115 x 525 mm, max 10m³

10m³-XL/TM2
912 x 910 x 507 mm, max 10m³

Diable 10m³
550 x 1115 x 525 mm, max 10m³

pack TIG 220 AC/DC AL1
012073

pack TIG 220 AC/DC AL2
012080

pack TIG 220 AC/DC AL3
012097

pack TIG 220 AC/DC ADB1
035751

pack TIG 220 AC/DC ADB2
012103

pack TIG 220 AC/DC ADB3
012127

250 AC/DC

TIG 250 AC/DC-HF

Chariots/Trolley
max 10m³

4 m, 25 mm²

SR18 L, 8 m


SR18 DB, 8 m

pack TIG 250 AC/DC L
035430

pack TIG 250 AC/DC DB
012301

300 DC (Air Cooled)

TIG 300 DC-HF
4 m, 25 mm²

SR26 L, 8 m

SR26 DB, 8 m

Diable 10m³
550 x 1115 x 525 mm, max 10m³

Diable 10m³
550 x 1115 x 525 mm, max 10m³

pack TIG 300 DC AL1
012325

pack TIG 300 DC AL2
012332

pack TIG 300 DC ADB1
012349

pack TIG 300 DC ADB2
012356

300 DC (Water Cooled)

TIG 300 DC-HF
WCU 1kW B
1000W
cooling unit
3l, liquid not included
-25°C / -13°F

4 m, 25 mm²

SR20 L, 8 m

SR20 DB, 8 m

SR20 DB, 4 m

Diable 10m³
550 x 1115 x 525 mm, max 10m³

Diable 10m³
550 x 1115 x 525 mm, max 10m³

pack TIG 300 DC WL
012363

pack TIG 300 DC WDB
012370

pack TIG 300 DC WDB2
012509

208 AC/DC

TIG 208 AC/DC-HF

SR20 DB, 4 m

10m³-XL/TM1
666 x 1032 x 484 mm, max 10m³

2m, 25 mm²

2m, 25mm²

pack TIG 208 AC/DC DB
012066

220 AC/DC (Water Cooled)

TIG 220 AC/DC-HF
WCU 1kW A
1000W
cooling unit 3l,
liquid not included
-25°C / -13°F

4 m, 25 mm²

SR20 L, 8 m


SR20 DB, 8 m

10m³-XL/TM2
912 x 910 x 507 mm, max 10m³

Diable 10m³
550 x 1115 x 525 mm, max 10m³

10m³-XL/TM2
912 x 910 x 507 mm, max 10m³

Diable 10m³
550 x 1115 x 525 mm, max 10m³

pack TIG 220 AC/DC WL1
012134

pack TIG 220 AC/DC WL2
012141

pack TIG 220 AC/DC WL3
012271

pack TIG 220 AC/DC WDB1
035768

pack TIG 220 AC/DC WDB2
012288

pack TIG 220 AC/DC WDB3
012295

COOLING LIQUID (not included)

CORAGARD
CS 330 (10L)
052246

MÉTAUX D'APPORT TIG - TIG filler rods - WIG Schweißstäbe



0.33 kg (L = 330 mm)		x...	
Acier - Steel - Stahl (SG2) **Normes - Norms - Normen - Norma** AWS A 5.18 : ER70S-6 EN ISO 636A : W46 4 W3Si1	Ø 1.6	60	087224
	Ø 2.0	40	087231
Inox - Stainless - Edelstahl (308L) **Normes - Norms - Normen - Norma** AWS A 5.9 : ER 308L EN ISO 14343A : W199L	Ø 1.6	60	087248
	Ø 2.0	40	087255
Inox - Stainless - Edelstahl (316L) **Normes - Norms - Normen - Norma** AWS A 5.9 : ER 316L EN ISO 14343A : W19 12 3L	Ø 1.6	60	087262
	Ø 2.0	40	087279

5 kg (L = 1 m)		x...	
Acier - Steel - Stahl (SG2) **Normes - Norms - Normen - Norma** AWS A 5.18 : ER70S-6 EN ISO 636A : W46 4 W3Si1	Ø 1.6	319	087019
	Ø 2.0	204	087217
	Ø 2.4	142	087033
Inox - Stainless - Edelstahl (308L) **Normes - Norms - Normen - Norma** AWS A 5.9 : ER 308L EN ISO 14343A : W199L	Ø 1.2	560	087118
	Ø 1.6	319	087156
	Ø 2.0	204	087163
Inox - Stainless - Edelstahl (316L) **Normes - Norms - Normen - Norma** AWS A 5.9 : ER 316L EN ISO 14343A : W19 12 3L	Ø 1.6	315	087125
	Ø 2.0	205	087200
	Ø 2.4	140	087149
Alu - Aluminium - Aluminio (AlMg5) **Normes - Norms - Normen - Norma** AWS A 5.10 : ER 5356 EN ISO 18273 : 5 Al 5356	Ø 1.6	920	087170
	Ø 2.0	590	087187
	Ø 2.4	410	087194

TORCH CONNECTIONS - Connexions torche

Connecteur Din mâle 5 pts
x1
045729

Connecteur Amphénol
7 pts
x1
046238

Torch gas connection
Ø 5 mm
x2
045705

ÉLECTRODES TUNGSTÈNE - Tungsten electrodes - Wolfram Elektroden



UNIVERSAL

Gold
LANTHANE WL15 (AC/DC), 1.5%
Acier / Inox/ Alu

Ø 1.6	x10	045330
Ø 2.0	x10	045347
Ø 2.4	x10	045354
Ø 3.2	x10	045361

ACIER	INOX	ALU	⎓	~
+++	+++	++	+++	++

BEST
Lilac
E3* (AC/DC)
Acier / Inox/ Alu

Ø 1.6	x10	046733
Ø 2.0	x10	046764
Ø 2.4	x10	046771
Ø 3.2	x10	046788
Ø 4.0	x10	046795

ACIER	INOX	ALU	⎓	~
++++	++++	+++	++++	+++

BINZEL

Blue
WR2 (AC/DC), 2%
Acier / Inox/ Alu

Ø 1.6	x10	044586
Ø 2.0	x10	044593
Ø 2.4	x10	044609
Ø 3.2	x10	044616

ACIER	INOX	ALU	⎓	~
+++	+++	+++	+++	+++

ALU ONLY

Green
WP PUR (AC)
Alu - Aluminium - Aluminio

Ø 1.6	x10	044555
Ø 2.0	x10	046719
Ø 2.4	x10	044579
Ø 3.2	x10	046726

ACIER	INOX	ALU	⎓	~
—	—	++++	—	++++

WAG 40 / AFFUTEUR ÉLECTRODES TUNGSTÈNE - Tungsten electrode grinder - Wolframelektroden-Anschleifgerät

BEST FROM GERMANY

with accessories :
045415

INCLUDED

Adaptateurs électrode
- Electrode adapter
- Spannzange Ø 1.6 - Ø 2.4 - Ø 3.2 mm

Filtre poussière - Dust filter - Filterkassette
045422



Disque diamanté Ø 40/ Diamond blade cutting disc Ø 40 / Diamantschleifscheibe Ø 40
045439

Réglage angulaire continu : 15 > 180 °
- Continuous angular adjustment : 15 > 180 °
- Stufenlose Einstellung des Anschleifwinkels zwischen 15 > 180°

Adaptateurs électrode - Electrode adapter - Spannzange

Ø 1 045446
Ø 2 045453
Ø 4 045460

Filtre de particules de meulage intégré
- Integrated and exchangeable filter
- Integrierte Absaugung mit auswechselbarer Filterkassette

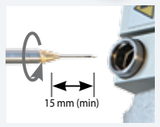

Ajustement précis du «Stick out» (0.3mm)
- Precise adjustment of the «Stick out» (0.3mm)
- Tiefenlehre zum Einstellen der Elektrodenlänge (0.3mm)

COMMANDES DÉPORTÉES - Remote control - Fernregelung

Foot pedal
4 m
045682

Rremote control
8 m
045675

Connector 7 pt
045699

SUPPORT TORCHE TIG MAGNÉTIQUE - TIG torch stand with magnetic base

045002

TORCHES - Torches - Brenner - Antorcha - Lastoort - Tocha



Choose your torch	SR 9	SR 17	SR 26	SR 20	SR 18	260 W	
TIG 160 DC	L	DB					DIN
TIG 168 DC	DB L	DB	DB				DIN
TIG 200 DC FV		L DB	L DB P				DIN
TIG 220 DC FV			L DB P	DB		L	AMPHENOL
TIG 300 DC			L DB	L DB		L	AMPHENOL
TIG 207 AC / DC FV			L DB P				DIN
TIG 208 AC / DC			L DB P	L DB P			DIN
TIG 220 AC / DC			L DB P	L DB P	L DB	L	AMPHENOL
TIG 250 AC / DC					L DB	L	AMPHENOL

■ = original equipment

TORCHE COMPLÈTE - Complete torch - Brenner

			SR 9		SR 17			SR 26			SR 20			SR 18		260 W
			L	DB	V	L	DB	L	DB	P	L	DB	P	L	DB	L
		GRIP	—	GRIP	—	—	GRIP	—	GRIP	GRIP	—	GRIP	GRIP	—	GRIP	GRIP
		X % DC	110 A (35%)		140 A (35%)			180 A (35%)			220 A (100 %)			320 A (100 %)		260 A (100 %)
		X % AC	80 A (35%)		100 A (35%)			130 A (35%)			150 A (100 %)			230 A (100 %)		185 A (100 %)
Cooling System			AIR		AIR			AIR			LIQUID			LIQUID		LIQUID
Ø mm	10 / 25 (DIN)	4 m	044432	—	044425	—	046009	—	—	—	—	—	—	—	—	—
		8 m	044333	—	—	—	—	—	—	—	—	—	—	—	—	—
	35 / 50 (DIN)	4 m	—	—	044401	044449	046030	044463	046054	046115	—	046061	—	—	—	—
		8 m	044326	046016	—	044340	046047	044371	046078	046122	044357	046023	046139	—	—	—
	35 / 50 (AMPHENOL)	4 m	—	—	044401	—	—	—	038271	—	—	038202	—	—	046085	039346
		8 m	—	—	—	—	—	046184	046177	047847	046153	046146	047860	045378	046092	039353
EURO connector		4 m	—	—	—	—	046108	—	—	—	—	—	—	—	—	—

STANDARD

V

Á valve
- With valve
- Mit Drehventil
- Con valvula
- Com valvula

L

Gâchette à lamelle
- With trigger
- Lamellentaster
- Con pulsador
- Com segurança

DB

Double bouton
- Double button
- Doppeldrucktaster
- Doble botón
- Duplo Botão

P

Double bouton et potentiomètre
- Double button with potentiometer
- Doppeldrucktaster mit Potentiometer
- Doble botón con potenciómetro
- Duplo Botão com potenciómetro

			SR 9		SR 17 & SR 26		SR 20		SR 18		260 W
Buse - Ceramic Gas nozzle		N4 Ø 6.5	*(x3)	044876	—		*(x3)	044876	—		—
		N5 Ø 8.0	—		*(x3)	045026	—		*(x3)	045026	039438
		N6 Ø 9.5	*(x3)	044883	—		*(x3)	044883	—		039391
		N7 Ø 11	—		*(x3)	045033	—		*(x3)	045033	—
		N8 Ø 12.5	—		(x3)	045286	(x3)	045170	(x3)	045286	—
		N10 Ø 16	—		(x3)	045293	—		(x3)	045293	—
		N12 Ø 19	—		(x3)	045309	—		(x3)	045309	—
Support collet - Collet body		Ø 1.6	*(x3)	044838	*(x3)	044968	*(x3)	044838	*(x3)	044968	039360
		Ø 2.0	(x3)	045149	—		(x3)	045149	—		039377
		Ø 2.0 / 2.4	—		*(x3)	044975	—		*(x3)	044975	—
		Ø 2.4	*(x3)	044845	—		*(x3)	044845	—		039384
		Ø 3.2	—		(x3)	045118	(x3)	045248	(x3)	045118	—
		Ø 4	—		(x3)	047648	—		(x3)	047648	—
Bague d'étanchéité - Insulating ring adaptor			(x1)	044890	*(x1)	045040	(x1)	044890	*(x1)	045040	—
Pince étau - Collet		Ø 1.6	*(x3)	044852	*(x3)	044982	*(x3)	044852	*(x3)	044982	—
		Ø 2.0	(x3)	045132	(x3)	044999	(x3)	045132	(x3)	044999	—
		Ø 2.4	*(x3)	044869	*(x3)	045019	*(x3)	044869	*(x3)	045019	—
		Ø 3.2	—		(x3)	045125	(x3)	045255	(x3)	045125	—
		Ø 4	—		(x3)	047655	—		(x3)	047655	—
Coiffe - Back cap		Courte - Short	(x1)	044814	*(x1)	044944	*(x1)	044814	*(x1)	044944	—
		Longue - Long	(x1)	044821	*(x1)	044951	*(x1)	044821	*(x1)	044951	—
		Coffrets - Boxes - Kästen - Cajas - Kistjes - Estojos * inclus (à l'unité) dans le coffret / included in the box (1 of each)	DC 044654 (Tungsten electrode WR2 Ø 1.6 included)		AC / DC 044678 (Tungsten electrode WR2 Ø 1.6 & Ø 2.4 included)		AC / DC 044685 (Tungsten electrode WR2 Ø 1.6 & Ø 2.4 included)		AC / DC 044678 (Tungsten electrode WR2 Ø 1.6 & Ø 2.4 included)		—

PRO

			SR 9		SR 17 & SR 26		SR 20		SR 18		260 W
Buse diffuseur - Gas nozzle ceramic for gas lens		N4 Ø 6.5	(x3)	044920	—		(x3)	044920	—		—
		N5 Ø 8.0	—		(x3)	045071	—		(x3)	045071	—
		N6 Ø 9.5	(x3)	044937	—		(x3)	044937	—		—
		N7 Ø 11	—		(x3)	045088	(x3)	045262	(x3)	045088	—
Diffuseur support pince - Nozzle body with gas lens		Ø 1.6	(x2)	044906	(x2)	045057	(x2)	044906	(x2)	045057	—
		Ø 2.0	(x2)	045156	—		(x2)	045156	—		—
		Ø 2.0 / 2.4	—		(x2)	045064	—		(x2)	045064	—
		Ø 2.4	(x2)	044913	—		(x2)	044913	—		—
		Ø 3.2	—		—		(x2)	045279	—		—
Bague isolante - Insulating ring adaptor			—		(x1)	045095	—		(x1)	045095	—
Bague diffuseur - Insulating ring			—		(x1)	045040	—		(x1)	045040	—

MIG/MAG
SMARTMIG

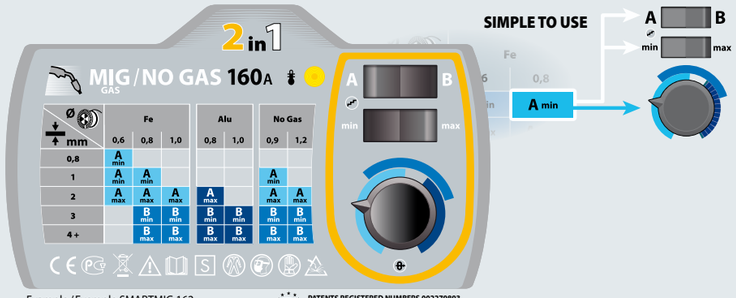

Example / Exemple SMARTMIG 162

PATENTS REGISTERED NUMBERS 002279893
EUROPEAN TRADEMARK & DESIGN

PROFESSIONAL MOTOR INSIDE
SMARTMIG 162 / 3P / 182 / 183

230 V • 1~

400 V • 3~

SMARTMIG 110
40 A 110 A — Ø 100
NO GAS

033993

SMARTMIG 142
40 A 140 A — Ø 100 / 200
GAS NO GAS

140 A on 13 A fuse

033153

SMARTMIG 152
40 A 140 A — Ø 100 / 200
GAS NO GAS

140 A on 13 A fuse

032859
031937

SMARTMIG 162
30 A 160 A — Ø 100 / 200
GAS NO GAS

160 A on 13 A fuse

033160
034297

SMARTMIG 3P
35 A 170 A — Ø 100 / 200
MMA GAS NO GAS



033177

SMARTMIG 182
35 A 180 A — Ø 200 / 300
GAS NO GAS

033184

SMARTMIG 183
30 A 180 A — Ø 200 / 300
GAS NO GAS

033412

OPTION

KIT SOUDAGE NO GAZ Ø 0.9
- No Gas Welding Kit Ø 0.9

041240

INFO • NOGAS

Fil fourré / Flux cored wire / Fülldrahtelektrode

A Inverser les polarités / Reverse polarities / Polarität wechseln

B Changer le tube contact / Change the contact tip / Kontaktrohr austauschen



NO GAS Ø mm	Ø mm
0.9	1.0
1.2	1.2

C Changer le galet / Change the roller / DV-Rolle austauschen

SPECIAL NO GAS

D Supprimer la buse / Remove the nozzle / Gasdüse abziehen
OU / OR / ODER
Utiliser une buse spéciale NO GAS (isolée) / Use a special nozzle
NO GAS (isolated) / Spezielle Gasdüse für "NO GAS" (isoliert) verwenden

150 A
Ref. 041868

		50 / 60 Hz	A	EURO	GAS	NO GAS	MMA	100	200	300	A	IA (60%)	X% (I2 max)	Uo (V)	Electronic Control	Reg	Equipement d'origine / Original equipement / Originalausstattung / Equipamiento de fabrica		cm / kg	kg	Protected & compatible power generator (+/-15 %)
	EN60974-1				Ø mm		Ø mm	Ø mm			min → max	EN60974-1 (40°C)									
MADE GYS CHINA IN P.R.C.	SMARTMIG 110	230 V 1~	13	—	—	0.9	—	■	—	—	40 → 110	—	85A @ 6%	25.5→30		2	0.9	0.9	37 x 36 x 16.5	14	3 kVA
	SMARTMIG 142	230 V 1~	13	—	0.6 → 0.8	0.9	—	■	■	—	40 → 140	60	90A @ 20%	28→39		4	0.6 / 0.8	0.8	42 x 38 x 24	21	3.5 kVA
	SMARTMIG 152	230 V 1~	13	■	0.6 → 0.8	0.9	—	■	■	—	40 → 140	60	90A @ 20%	28→39		4	0.6 / 0.8	0.8	42 x 38 x 24	22	3.5 kVA
	SMARTMIG 162	230 V 1~	16	■	0.6 → 1.0	0.9 → 1.2	—	■	■	—	30 → 160	70	115A @ 20%	25.5→40		4	0.6 / 0.8	0.8	54 x 45 x 33	25	4.5 kVA
	SMARTMIG 3P	230 V 1~	16	■	0.6 → 1.0	0.9 → 1.2	2 → 3.2	■	■	—	MIG 35 → 170 MMA 20 → 120	70 40	110A @ 25% 115A @ 15%	35→45 65		2+ electronic	0.6 / 0.8	0.8	56 x 46 x 35	35	MIG 5.5 kVA MMA 6 kVA
MADE IN FRANCE	or P.R.C. SMARTMIG 182	230 V 1~	16	■	0.6 → 1.0	0.9 → 1.2	—	—	■	■	35 → 180	80	140A @ 15%	28→45		4	0.6 / 0.8	0.8	80 x 70 x 39	46	6 kVA
	SMARTMIG 183	400 V 3~	10	■	0.6 → 1.0	0.9 → 1.2	—	—	■	■	30 → 180	90	140A @ 15%	17→28.5		4	0.6 / 0.8	0.8	80 x 70 x 39	51	4.2 kVA

MIG/MAG
INVERTER • EASYMIG

3 in 1 | GAS | NO GAS | MMA

INVERTER | 1 kg

PROFESSIONAL MOTOR INSIDE

Easymig 130 : 10W
Easymig 140/150/160 : 20 W

EASY TO USE

Example / Exemple EASYMIG 160

3 in 1 | GAS | NO GAS | MMA

INVERTER | 5 kg

EASYMIG 130

120 A | Ø 100

MMA | GAS | NO GAS

120 A on 13 A fuse

2.2 m | 1.6 m, 16 mm² | 1.6 m, 10 mm²

032231

031869

EASYMIG 140

140 A | Ø 100

MMA | GAS | NO GAS

140 A on 13 A fuse

2.2 m | 1.6 m, 16 mm² | 1.6 m, 10 mm²

032262

031876

EASYMIG 150

140 A | Ø 100/200

MMA | GAS | NO GAS

140 A on 13 A fuse

2.2 m | 1.6 m, 16 mm² | 1.6 m, 10 mm²

032248

031883

EASYMIG 160

160 A | Ø 100/200

MMA | GAS | NO GAS

140 A on 13 A fuse

2.2 m | 1.6 m, 16 mm² | 1.6 m, 16 mm²

032255

031685

OPTION

KIT SOUDAGE NO GAZ Ø 0.9
- No Gas Welding Kit Ø 0.9

041240

CE NORM. EN60974-1 MADE GYS CHINA IN P.R.C.		AM	INTEGRATED TECHNOLOGY	I2 MMA	I2 MIG	Ø mm			Ø mm		MIG EN60974-1 (40°C)		MMA EN60974-1 (40°C)			Equipement d'origine Original equipement Originalausstattung Equipamiento de fabrica				Protected & compatible power generator (+/-15%)
	50 / 60 Hz	A	Antisticking	A	A	100	200	Electronic Control	GAS	NO GAS	IA (60%)	X% (I2 max)	IA (60%)	X% (I2 max)	Uo (V)			cm	kg	
EASYMIG 130	230 V 1~	16	■	20 → 100	30 → 120	■	—		0.6 → 0.8	0.9	70	120 A @ 20%	60	100 A @ 20%	62	0.8 (gas) / 0.9 (no gas)	0.8	38 x 16 x 35	8.6	8 kVA
EASYMIG 140	230 V 1~	16	■	20 → 120	30 → 140	■	—		0.6 → 0.8	0.9	80	140 A @ 15%	70	120 A @ 15%	62	0.8 (gas) / 0.9 (no gas)	0.8	38 x 16 x 35	7.8	8 kVA
EASYMIG 150	230 V 1~	16	■	20 → 120	30 → 140	■	■		0.6 → 0.8	0.9	80	140 A @ 15%	70	120 A @ 15%	62	0.8 (gas) / 0.9 (no gas)	0.8	40 x 21 x 33	9.6	8 kVA
EASYMIG 160	230 V 1~	16	■	20 → 140	30 → 160	■	■		0.6 → 0.8	0.9	95	160 A @ 20%	90	140 A @ 20%	59	0.8 (gas) / 0.9 (no gas)	0.8	40 x 21 x 33	10.1	8 kVA

MIG/MAG
INVERTER • PEARL

SYNERGIC • EASY TO USE

1 2 MIG / MANUAL
Enter your parameters

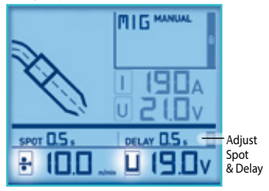

MIG / SYNERGIC
Easy to use

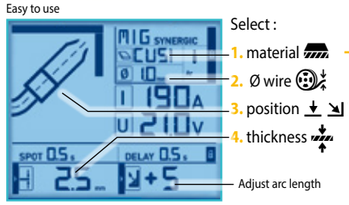

Select :
1. material
2. Ø wire
3. position
4. thickness

MIG / SYNERGIC
Materials :

Fe	CrNi
AlMg5	CuSi3
AlSi5	AlSi12
CuAl8	F. C.

3 MMA

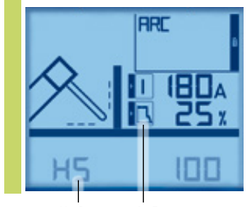

4 TIG lift

4 in 1: GAS, NO GAS, MMA, TIG

PFC POWER FACTOR CORRECTION
185 V – 265 V
110 V – 230 V
100 m

FV FLEXIBLE VOLTAGE
85 V – 265 V
110 V – 230 V
100 m

SR SECONDARY REGULATION
I (A) STABLE

Multi PEARL 200-2
PFC FV SR MMA GAS NO GAS TIG
20 – 200 A | Ø 100/200
BINZEL 3 m | 2.5 m, 16 mm² | 2 m, 16 mm²
031944

Multi PEARL 200-4 XL
PFC FV SR MMA GAS NO GAS TIG
20 – 200 A | Ø 200/300
BINZEL 3 m | 2.5 m, 16 mm² | 2 m, 16 mm²
031791

Multi PEARL 201-4
PFC FV SR MMA GAS NO GAS TIG
20 – 200 A | Ø 200/300
BINZEL 3 m | 2.5 m, 16 mm² | 2 m, 16 mm²
031821

OPTIONS

TIG TORCH KIT SR17V (valve) 4 m 10/25 mm² 044425

EURO
TIG TORCH KIT SR17 DB 4 m 046108

WELD 610
574 x 618 x 386 mm
040281


max 4 m³ (20 l)

KIT SOUDAGE NO GAZ Ø 0.9 - No Gas Welding Kit Ø 0.9
041240

MADE IN FRANCE EN60974-1	50/60 Hz	A	INTEGRATED TECHNOLOGY PFC	FV	SR	I2 MMA A	I2 TIG A	MIG min→max A	Ø mm 100	200	300	Electronic Control	max m/min	GAS	NO GAS	EN60974-1 (40°C) IA (60%)	X% (I2 max)	Uo (V)	Equipement d'origine Original equipement Originalausstattung Equipamiento de fabrica		cm / kg	Protected & compatible power generator (+/-15%)	MADE IN FRANCE EN60974-1
Multi PEARL 200-2	110V 1~	32	■	■	■	10→130	10→180	20→150	■	■	—		15	0.6→1.0	0.9→1.2	110	150 A @ 22%	85	0.6/0.8	0.8	45 x 35 x 25/16	7.5 kW	**Multi PEARL 200-2**
	230V 1~	13				10→200	10→200	20→200								135	200 A @ 20%						
Multi PEARL 200-4 XL	110V 1~	32	■	■	■	10→130	10→180	20→150	—	■	■		15	0.6→1.0	0.9→1.2	110	150 A @ 22%	85	0.6/0.8	0.8	55 x 44 x 25/20	7.5 kW	**Multi PEARL 200-4 XL**
	230V 1~	13				10→200	10→200	20→200								135	200 A @ 20%						
Multi PEARL 201-4	110V 1~	32	■	■	■	10→130	10→180	20→150	—	■	■		15	0.6→1.0	0.9→1.2	110	150 A @ 22%	85	0.6/0.8	0.8	71 x 74 x 41	7.5 kW	**Multi PEARL 201-4**
	230V 1~	13				10→200	10→200	20→200								135	200 A @ 20%						

MIG/MAG
MONOGYS / TRIMIG SYNERGIC

2 years QUALITY + GUARANTEE

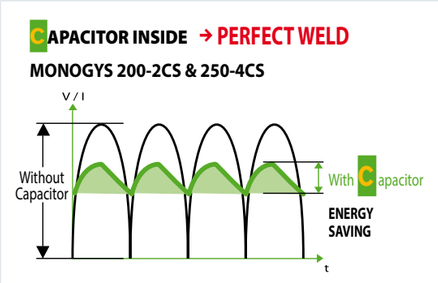

ACCESSORIES BOX

SYNERGIC • EASY TO USE

Réglage automatique de la vitesse
- Auto adaptative wire speed
- Automatische Einstellung der Drahtgeschwindigkeit

PATENTS REGISTERED NUMBERS
EUROPEAN TRADEMARK & DESIGN

MONOGYS 200-2CS
30 ◢ 200 A — Ø 200 / 300
BINZEL 3 m — 2 m, 25 mm²
020351

MONOGYS 250-4CS
40 ◢ 250 A — Ø 200 / 300
BINZEL 3 m — 2 m, 25 mm²
020368

TRIMIG 200-4S
30 ◢ 200 A
BINZEL 3 m — 2 m, 25 mm²
033818

TRIMIG 250-4S.DV
35 ◢ 250 A
BINZEL 3 m — 3.5 m, 25 mm²
033825

TRIMIG 300-4S
35 ◢ 300 A
BINZEL 4 m — 3.5 m, 35 mm²
021624

no accessories :
033832

MADE IN FRANCE / CE NORM. EN60974-1	50/60 Hz			Norm (A)	Intensive (A)	min → max (A)	Reg	Ø mm 200	Ø mm 300	Electronic Control	max (m/min)	EN60974-1 (40°C) IA (60%)	EN60974-1 (40°C) X% (I2 max)	Ø mm GAS	Ø mm NO GAS	U0 (V)	Equipement d'origine / Original equipement / Originalausstattung / Equipamiento de fabrica			cm/kg	Protected & compatible power generator (+/-15 %)	MADE IN FRANCE / CE NORM. EN60974-1
MONOGYS 200-2CS	230 V 1~	–	2 m	16	–	30 → 200	6	■	■		15	110	200 A @ 15%	0.6 → 1	-	17→34	0.8/1.0 mm	3 m	1.0 mm	77 x 79 x 47 /70	7.5 kVA	**MONOGYS 200-2CS**
MONOGYS 250-4CS	240 V 1~	–	2 m	25	–	40 → 250	8	■	■		20	170	250 A @ 15%	0.8 → 1.2	-	17→38	0.8/1.0 mm	3 m	1.0 mm	77 x 79 x 47 /85	11 kVA	**MONOGYS 250-4CS**
TRIMIG 200-4S	400 V 3~	■	3 m	10	–	30 → 200	7	■	■		15	140	200 A @ 30%	0.6 → 1	-	17→34.5	0.8/1.0 mm	3 m	1.0 mm	77 x 79 x 47 /63	7.5 kVA	**TRIMIG 200-4S**
TRIMIG 250-4S.DV	400 V 3~ 230 V 3~	■	5 m	10 16	16 25	35 → 250	10	■	■		20	180	250A @ 30%	0.8 → 1.2	-	17→37	0.8/1.0 mm	3 m	1.0 mm	90 x 88 x 50 /86	10 kVA	**TRIMIG 250-4S.DV**
TRIMIG 300-4S	400 V 3~	■	5 m	16	20	35 → 300	12	■	■		20	240	300 A @ 35%	0.8 → 1.2	0.9 → 1.2	17→37	1.0/1.2 mm	4 m	1.2 mm	90 x 88 x 50 /90	15 kVA	**TRIMIG 300-4S**

MIG/MAG

PROMIG • SYNERGIC

2 years QUALITY + GUARANTEE

ACCESSORIES BOX



SYNERGIC • EASY TO USE

EN 1090



ADJUSTABLE WIRE CREEP SPEED

U I m/min

400 V • 3~

PROMIG 350-4S

Compact	40◢350 A

no accessories :
035898

230/400 V • 3~

PROMIG 350 G.DV

Generator	40◢ 350 A

no accessories :
035904

230/400 V • 3~

PROMIG 350-4S DUO.DV

Compact DUO	40◢350 A

no accessories :
035911

Compact DUO

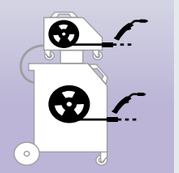

2 TORCHES

OPTION
PROMIG 350 G.DV, 350-4S DUO.DV

TF 4R — Ø 200 / 300

033849

CONNECTION CABLES
- FAISCEAUX DE LIAISON

L	AIR COOLED	Ø
5 m	034822	50 mm²
5 m	034839	70 mm²
10 m	034853	50 mm²
10 m	034860	70 mm²

Câble d'inversion de polarité
Polarity reversal cable

1.3 m	95 mm²	033689
5 m	95 mm²	032439
10 m	95 mm²	032446

MADE IN FRANCE / EN60974-1	50/60 Hz	Norm	Intensive	Ø mm	min→max A			Ø mm 200	Ø mm 300	Equipment d'origine / Original equipment / Originalausstattung / Equipamiento de fabrica		Cooling system	EN60974-1 (40°C) IA (60%)	X% (I2 max)	Reg	cm / kg	Protected & compatible power generator (+/-15%)	MADE IN FRANCE / EN60974-1
		A			A					ELECTRONIC CONTROL								
PROMIG 350-4S	400 V 3~	16	20	0.8→1.2	40→350	▪	—	▪	▪		1.0 / 1.2 mm	Air	270	350 A @ 35%	14	90 x 88 x 50 / 102	17 kVA	**PROMIG 350-4S**
PROMIG 350 G.DV	230 V 3 ~& 400 V 3~	230 V : 25 / 400 V : 16	230 V : 40 / 400 V : 25	—	40→350	—	+ TF4R	▪	▪	—		Air	270	350 A @ 35%	14	90 x 88 x 50 / 102	17 kVA	**PROMIG 350 G.DV**
PROMIG 350-4S DUO.DV				0.8→1.2		▪	+ TF4R				1.0 / 1.2 mm							**PROMIG 350-4S DUO.DV**
TF 4R	—	—		0.8→1.2	—	—	▪	▪	▪		1.0 / 1.2 mm	Air	—	—	—	59 x 44 x 30	—	**TF 4R**

MIG/MAG
MAGYS • SYNERGIC
400 V · 3 ~

2 years QUALITY + GUARANTEE

X% MAGYS 400 **350 A - 50%**
MAGYS 500 **450 A - 50%**
FULL SYNERGIC MIG OVER 1 000 PARAMETERS

EN 1090

+/− **ADJUSTABLE : ELECTRONIC CONTROL**
- CREEP SPEED
- BURN BACK
- POST GAS

DYNAMIC ARC CONTROL TECHNOLOGY

MATERIAL THICKNESS TEST

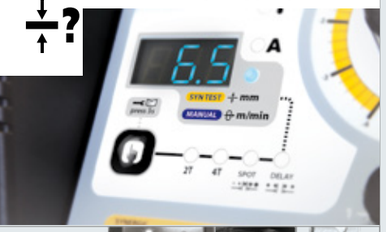

XL

HIGH STABILITY **360°**

SHOCK RESISTANT

EASY CLEANING

24 m/min max

4 DRIVE ROLLERS Ø 37 mm
MOTOR 70 W
HIGH QUALITY FOR HIGH PRECISION
Rollers Type C
MAGYS 400-4 , WS-4R, WS-4L

MAGYS 400-4 AIR
Compact | 40 ◢ 350 A
no accessories : 032170

MAGYS 400 GR AIR
Generator | 40 ◢ 350 A
no accessories : 032187

Gouging
MAGYS 500 GR AIR
Generator | 45 ◢ 450 A
no accessories : 032194

Gouging
MAGYS 500 WS liquid cooling (5.5 l)
Generator | 45 ◢ 450 A
no accessories : 032200

MAGYS 400 GR, 500 GR, 500 WS

WS-4R AIR Ø 200 / 300
034723

WS-4L Ø 200 / 300
033573

Small Size Wire Feeder for MAGYS

W5S-4L AIR + Ø 200
032835

Skate for WS-4R & WS-4L

OPTION
Cable support for MAGYS

OPTION
Wirefeeder support

OPTIONS

Screen protection included with Magys
046191

Câble d'inversion de polarité
Polarity reversal cable

1.3 m	95 mm²	033689
5 m	95 mm²	032439
10 m	95 mm²	032446

Faisceaux de liaison - Connection cable

AIR COOLED

5 m	50 mm²	034822
5 m	70 mm²	034839
10 m	50 mm²	034853
10 m	70 mm²	034860
10 m	95 mm²	045941

LIQUID COOLED

1.6 m	70 mm²	033696
5 m	70 mm²	033641
10 m	70 mm²	033658
10 m	95 mm²	034877
15 m	95 mm²	034884
20 m	95 mm²	034891
30 m	95 mm²	034907

Gougeage - Gouging Ø 8 mm max
041516

Adaptateur gougeage - Gouging clamp adaptor 70 mm² - 5 m
040670

Électrodes de gougeage
- Gouging - Electrodes Ø 6.4 mm (x50) 086081
- Kohleelektroden
- Electrodos de carbono Ø 8 mm (x50) 086098

MADE IN FRANCE / CE NORM. EN60974-1	Norm (50 / 60 Hz)	Intensive (A)		Ø mm	min → max (A)			Ø mm 200	Ø mm 300	Cooling system		Equipement d'origine Original equipement Originalausstattung Equipamiento de fabrica		EN60974-1 (40°C) I(A) (60%)	X% (I2 max)	Reg	cm / kg	Protected & compatible power generator (+/-15%)
												ELECTRONIC CONTROL						
MAGYS 400-4	400 V 3~	20	25	0.6 → 1.2	40 → 350	■	—	■	■	Air	—	—	1.0 / 1.2 mm	320	350 A @ 50%	20	105 x 98 x 50 / 130	12 kVA
MAGYS 400 GR						—	+ WS-4R or W5S-4L	—	—									
MAGYS 500 GR	400 V 3~	25	32	0.6 → 1.6	45 → 450	—	+ WS-4R or W5S-4L	—	—	Air	OPTION	—		410	450 A @ 50%	30	105 x 98 x 50 / 160	20 kVA
MAGYS 500 WS							+ WS-4L or W5S-4L			Liquid								
WS-4R	—	—	—	0.6 → 1.6	—	—	■	■	■	Air	—		1.0 / 1.2 mm	—	—	—	59 x 56 x 25 / 17	—
WS-4L										Liquid								
W5S-4L	—	—	—	0.6 → 1.6	—	—	■	■	—	Air + Liquid	—		0.8 / 1.0 mm	—	—	—	32 x 49 x 23 / 15	—

6 in 1 MULTIPROCESS INVERTER

EXAGON 400 CC/CV

2 years QUALITY + GUARANTEE

EASY TO USE

50 MEMORIES

6 in 1

1. MMA
2. MMA • PULSE
3. TIG DC LIFT
4. GOUGING
5. MIG • Portable feeder
6. MIG • Wire feeder

CEL cellulosic electrode	HS	AF	MMA PULSE	TIG LIFT	SR	AD
400V • 3~				400 A		

MULTI APPLICATIONS

- Heavy duty
- Naval
- Petrol offshore

IP 23

INDOOR /OUTDOOR

ROBUST DESIGN

OPTION

DIABLE JOBSITE XL
600 x 1150 x 584 mm
039568

EQUIPMENT 5 CHANTIER - JOBSITE

EXAGON 400 CC/CV
no accessories
010925

Hand remote control

NOMAD CABLE

5 m	95 mm²	032439
10 m	95 mm²	032446

NEW 10/2016 **NOMADFEED** 032415
Original equipment : Ø 1/1.2 — Ø 0.6/1.6 — Ø 200/300

NEW 11/2016 **NOMADFEED PRO** 036291
Original equipment : Ø 1/1.2 — Ø 0.6/1.6 — Ø 200/300

OPTIONS

Torches

AIR COOLED

450 A	Acier - Steel	4 m	045392

LIQUID COOLED

500 A	Acier - Steel	4 m	041004
500 A	Alu	3 m	046160

Pince de masse - Earth clamp
600 A
4 m
95 mm²
043831

Remote control
8 m
1 kg
045675

Filter kit
046580

EQUIPMENTS 1 2 3 4 p.12/13

400 A @ 60%

VRD
Voltage Reduction Device

IP 23

EQUIPMENT 6 ATELIER - WORKSHOP

EXAFEED 4L
032408
Original equipment : Ø 1/1.2
AIR — Ø 0.6/1.6 — Ø 200/300

OPTION ROLLERS
047020

OPTION SKIS
047037

EXAGON 400 CC/CV
no accessories
010925

CONNECTION CABLE

AIR COOLED

5 m	70 mm²	047587
10 m	70 mm²	047594
10 m	95 mm²	047600

LIQUID COOLED

5 m	70 mm²	047617
10 m	70 mm²	047624
10 m	95 mm²	047631

OPTION EXACOOL
1000 W
cooling unit (5.5l)
liquid not included
032422

OPTION TROLLEY
max 10 m³(50 l)
1150 x 1200 x 515 mm
032736

MADE IN FRANCE / CE NORM. EN60974-1	~	50 / 60 Hz	A	I2 MMA	I2 TIG	I2 MIG	HS	AF	MMA PULSE	TIG Lift	SR	AD	CEL	IA (60%)	X% (I2 max)	Uo	cm / kg	Protected & compatible power generator (+/-15%)	
							INTEGRATED TECHNOLOGY							MMA/TIG/MIG EN60974-1 (40°C)					
EXAGON 400 CC/CV	3	400 V	32 A	20 → 400	5 → 400	15 → 400	■	■	■	■	■	■	■	400	60	84 V	58 x 52 x 30/32 kg	30 kW	36 kVA

MIG/MAG
INVERTER • DOUBLE PULSE

NEOPULSE

2 years QUALITY + GUARANTEE

ERGONOMIC & EASY

Large 5 inch LCD colour screen

SQS SOFT QUICK START ©
Vitesse d'accostage contrôlée

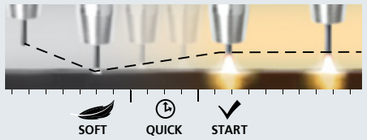

Adjustable inductance
Inductance réglable

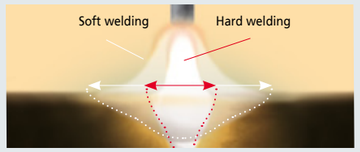

Ideal Alu & CuAl8/CuSi3



Stable arc/Constant penetration
Arc stable/pénétration constante

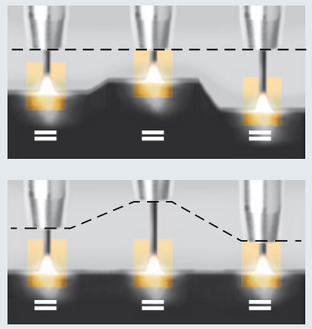

4 DRIVE ROLLERS
ø 37 mm, MOTOR 75 W
Rollers Type C

µc ELECTRONIC

100 % Burnback

Spatter free
- Pas de projection
- Keine Spritzer

Difficult Access - Accès difficile
- Problempositionen

Gap-Bridging
- Refermement de jour
- Spaltüberbrückung

DSP FULLY DIGITAL

SYNERGIES UPDATE
- Mise à jour des synergies
SD CARD 050914

SYNERGIES

NEOPULSE 270-T1 - 37 synergies NEOPULSE 300 - 41 synergies	Standard				Pulse		
	Ø0.6	Ø0.8	Ø1	Ø1.2	Ø0.8	Ø1	Ø1.2
Fe Arg CO_2 18%	✓	✓	✓	–	✓	✓	–
Al Mg 5 Arg 100%	–	✓	✓	✓	✓	✓	✓
Al Si 12 Arg 100%	–	✓ (Push Pull)	✓	✓	✓ (Push Pull)	✓	✓
Al Si 5 Arg 100%	–	✓ (Push Pull)	✓	✓	✓ (Push Pull)	✓	✓
Cr Ni 308 Arg 98% CO_2 2%	–	✓	✓	–	✓	✓	–
Cr Ni 316 Arg 100%	–	✓	✓	–	✓	✓	–
Cu Si 3 Arg 100%	–	✓	✓	–	✓	✓	–
Cu Al 8 Arg 100%	–	✓	✓	–	✓	✓	–
Fe CO_2 100%	–	✓	✓	–	–	–	–

190 A @ 60%
PULSE IN PULSE

3 MICROPROCESSORS

EASY USB UPDATE
DIRECT COMPUTER

37 SYNERGIES
Mise à jour - Update
SD CARD 050914

NEOPULSE 270-T1
15 ◢ 270 A
75 W
no accessories/no trolley
022454

Potence -Cable support
032842

OPTION TROLLEY
845x982x605 mm
033931

OPTION WATERCOOLING TROLLEYS

cooling unit (5l)
liquid not included
1300 W
max 10 m³ (50 l)

INCLUDED
Connection
034273

WCT 1.3kW A	400 V, 2~	020344
WCT 1.3kW C	230 V, 2~	032781

OPTIONS

Torches

BINZEL

AIR COOLED
250 A Acier - Steel 3 m 040700
250 A Alu 3 m 040724

LIQUID COOLED
300 A Acier - Steel 3 m 040694
300 A Alu 3 m 040748

Pince de masse - Earth clamp
400 A
4 m - 35 mm²
043817

SCREEN PROTECTION
(x5)
044043

MADE IN FRANCE / CE NORM. EN60974-1	50 / 60 Hz	A	Ø mm	A	SPOOLGUN	PUSHPULL	200	300	ELECTRONIC CONTROL	0,8 / 1,0 mm	IA (60%)	X% (12 max)	cm / kg	Protected & compatible power generator (+/-15 %)
			Ø	min → max			Ø mm		Equipement d'origine Original equipement Originalausstattung Equipamiento de fabrica		EN60974-1 (40°C)			
NEOPULSE 270-T1	400 V - 3 ~	16	0,6 → 1,2	15 → 270	—	—	■	■		0,8 / 1,0 mm	190	270A@20%	52 x 64 x 38 / 37	12,5 kVA

MIG/MAG
INVERTER • DOUBLE PULSE
400 V · 3 Φ

2 years QUALITY + GUARANTEE

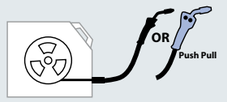

PUSH PULL TORCH - 24 V
OPTION NEOPULSE 300

details p. 51

4 m

160 A (40%)
Original equipment :
Ø 0,6/0,8-1,0
4 m, 2,9 kg
044111

220 A (20%)
Original equipment :
Ø 0,8-1,0/1,2
4 m, 3 kg
046283

Purge gas
Wire feed

240 A @ 60%
PULSE IN PULSE

FV TRI **FLEXIBLE VOLTAGE**
200 V — 460 V
230 V 400 V

3 MICROPROCESSORS

EASY USB UPDATE
DIRECT COMPUTER

41 SYNERGIES
Mise à jour - Update
SD CARD 050914

Potence - Cable support
032842

OPTION TROLLEY
845 x 982 x 605 mm
max 10 m³ (50 l)
033931

OPTION WATERCOOLING TROLLEY
cooling unit (5l)
liquid not included
1300W
max 10 m³ (50 l)

INCLUDED
Connection
034273

WCT 1.3kW A	400 V, 2~	020344
WCT 1.3kW C	230 V, 2~	032781

FV TRI
NEOPULSE 300
15 ◢ 270 A | 75 W
no accessories/no trolley
032767

OPTIONS

Torches

BINZEL

AIR COOLED
250 A Acier - Steel 3 m 040700
250 A Alu 3 m 040724

LIQUID COOLED
300 A Acier - Steel 3 m 040694
300 A Alu 3 m 040748

Pince de masse - Earth clamp
400 A
4 m - 35 mm²
043817

SCREEN PROTECTION
(x5)
044043

MADE IN FRANCE													
	50 / 60 Hz	A	Ø mm	min → max	FV TRI	PUSHPULL	200	300	ELECTRONIC CONTROL		IA (60%)	X% (I2 max)	cm / kg	Protected & compatible power generator (+/-15 %)
NEOPULSE 300	230 V · 3 ~	20	0.6 → 1.2	15 → 240	■	24 V	■	■		0.8 / 1.0 mm	220	240 A @ 45%	52 x 64 x 38/ 41	10 kVA
	400 V · 3 ~	16		15 → 270							240	240 A @ 60%		12.5 kVA
NEOPULSE 400	400 V · 3 ~	32	—	10 → 400	—	—	—	—	—	—	400	400 A @ 60%	71 x 49 x 30/36	30 kVA
NEOFEED 4L	—	—	0.6 → 1.6	—	—	compatible 24/42 V	■	■		1.0 / 1.2 mm	—	—	63 x 44 x 29/19	—

IP 23
INDOOR /OUTDOOR

ROBUST DESIGN

Purge gas
Wire feed
Light inside

Push Pull (24V/42V)
Connector 14 pt, male
047686
Analog Remote Control
Numeric Remote Control

400 A @ 60%
PULSE IN PULSE

4 MICROPROCESSORS
+
POWER DIGITAL CONTROL
+
EASY USB UPDATE
DIRECT COMPUTER

> 80 SYNERGIES
Mise à jour - Update
SD CARD 050914

NEOFEED 4L
032743
Original equipment :
Ø 1/1.2
AIR | 100 W | Ø 0.6/1.6 | Ø 200/300

OPTION ROLLERS
047020

OPTION SKIS
047037

NEOPULSE 400
no accessories
032774

CONNECTION CABLE

AIR COOLED
5 m 70 mm² 047587
10 m 70 mm² 047594
10 m 95 mm² 047600

LIQUID COOLED
5 m 70 mm² 047617
10 m 70 mm² 047624
10 m 95 mm² 047631

OPTION NEOCOOL
1000 W
cooling unit (5.5l)
liquid not included
032750

OPTION TROLLEY
max 10 m³ (50 l)
032736

OPTIONS

Numeric Remote Control
10 m
047662

Analog Remote Control
10 m
047679

Torches

BINZEL

LIQUID COOLED
500 A Acier - Steel 4 m 041004
500 A Alu 3 m 046160

SCREEN PROTECTION
(x5)
044043

Pince de masse - Earth clamp
600 A
4 m - 70 mm²
043831


Filter kit
046580

PACKS PROMIG

PROMIG 350-4S

PROMIG **350-4S**

4 m, 50 mm²

Ø1/1.2 (original equipment)

Fe/CrNi 350 A, 4 m, air

Alu 350 A, 3 m, air

Alu, Ø1/1.2 (x2)

pack PROMIG 350-4S 1	pack PROMIG 350-4S 2
035928	035935

PROMIG 350 G.DV

TF-4R

PROMIG **350 G.DV**

5 m, air, ø 70 mm²

4 m, 50 mm²

Ø1/1.2 (original equipment TF-4R)

Fe/CrNi 350 A, 4 m, air

Alu 350 A, 3 m, air

Alu, Ø1/1.2 (x2)

pack PROMIG 350 G.DV 3	pack PROMIG 350 G.DV 4
036109	036116

PROMIG 350-4S DUO DV

PROMIG **350-4S DUO.DV**

4 m, 50 mm²

Ø1/1.2 (original equipment)

Fe/CrNi 350 A, 4 m, air

Alu 350 A, 3 m, air

Alu, Ø1/1.2 (x2)

TF-4R

5 m, air, ø 70 mm²

Fe/CrNi 350 A, 4 m, air

Alu 350 A, 3 m, air

Ø1/1.2 (original equipment TF-4R)

Alu, Ø1/1.2 (x2)

pack PROMIG 350-4S DUO DV 1	pack PROMIG 350-4S DUO DV 2	pack PROMIG 350-4S DUO DV 4
035966	035973	036123

MAGYS

MAGYS 400-4

MAGYS **400-4**

4 m, 50 mm²

Ø1/1.2 (original equipment)

Fe/CrNi 350 A, 4 m, air

Alu 350 A, 3 m, air

Alu, Ø1/1.2 (x2)

pack MAGYS 400-4 1	pack MAGYS 400-4 2
032279	032286

MAGYS 400 GR

WS-4R

MAGYS **400 GR**

10 m, air, ø 70 mm²

4 m, 50 mm²

Ø1/1.2 (original equipment WS-4R)

Fe/CrNi 350 A, 4 m, air

Alu 350 A, 3 m, air

Alu, Ø1/1.2 (x2)

W5S-4L

MAGYS **400 GR**

10 m, air, ø 70 mm²

4 m, 50 mm²

Fe/CrNi 350 A, 4 m, air

Ø0.8/1 (original equipment W5S-4L)

pack MAGYS 400 GR 1	pack MAGYS 400 GR 2	pack MAGYS 400 GR 3
032293	032309	032316

MAGYS 500 GR

WS-4R

MAGYS **500 GR**

10 m, air, ø 95 mm²

4 m, 70 mm²

Ø1/1.2 (original equipment WS-4R)

Fe/CrNi 450 A, 4 m, air

pack MAGYS 500 GR 1
032323

MAGYS 500 WS

WS-4L

MAGYS **500 WS**

10m, liquid ø 70 mm²

4 m, 70 mm²

Ø1/1.2 (original equipment WS-4L)

Fe/CrNi 500A, 4m, liquid

Alu 500 A, 3 m, liquid

Alu, Ø1/1.2 (x2)

W5S-4L

MAGYS **500 WS**

10m, liquid ø 70 mm²

4 m, 70 mm²

Fe/CrNi 500A, 4m, liquid

Ø0.8/1 (original equipment W5S-4L)

pack MAGYS 500 WS 1	pack MAGYS 500 WS 2	pack MAGYS 500 WS 3
032330	032347	032354

EXAGON

EXAGON 400 CC/CV Air Cooled

EXAFEED 4L

10 m, air, ø 95 mm²

EXAGON 400 CC/CV

Fe/CrNi 350 A, 4 m, air

4 m, 50 mm²

pack EXAGON MAG A1
012417

EXAGON 400 CC/CV Water Cooled

EXAFEED 4L

10 m, liquid, ø 95 mm²

EXAGON 400 CC/CV

EXACOOL 1000 W cooling unit (5.5l) liquid not included

Fe/CrNi 500A, 4m, liquid

4 m, 70 mm²

pack EXAGON MAG W1
012424

COOLING LIQUID (not included)

CORAGARD CS 330 (10L) 052246

NEOPULSE

NEOPULSE 270-T1 Air Cooled / Water Cooled

(x2) Ø0.8/1 (Original Equipment)

4 m, 35 mm²

NEOPULSE **270-T1**

845 x 982 x 605 mm

WCT 1.3kW A 400 V, 2~, 1300 W, cooling unit (5l)

Fe/CrNi 250 A, 3 m

Alu 250 A, 3 m

Alu, Ø1/1.2 (x2)

Fe/CrNi 300 A, 3 m, liquid

Alu 300 A, 3 m, liquid

Alu, Ø1/1.2 (x2)

pack NEOPULSE 270-T1 A1	pack NEOPULSE 270-T1 A2	pack NEOPULSE 270-T1 W1	pack NEOPULSE 270-T1 W2
022478	022492	022485	022508

NEOPULSE 300 Air Cooled / Water Cooled

NEOPULSE **300**

Cable support

(x2) Ø0.8/1 (Original Equipment)

4 m, 35 mm²

845 x 982 x 605 mm

WCT 1.3kW A 400 V, 2~, 1300 W, cooling unit (5l)

Fe/CrNi 250 A, 3 m

Alu 250 A, 3 m

Alu, Ø1/1.2 (x2)

Push-Pull Alu 250 A, 3 m

Alu, Ø1/1.2 (x2)

Fe/CrNi 300 A, 3 m, liquid

Alu 300 A, 3 m, liquid

Alu, Ø1/1.2 (x2)

pack NEOPULSE 300 A1	pack NEOPULSE 300 A2	pack NEOPULSE 300 A3	pack NEOPULSE 300 W1	pack NEOPULSE 300 W2
032682	032705	022706	032699	032712

NEOPULSE 400 Water Cooled

NEOFEED 4L

10 m, liquid, ø 95 mm²

NEOPULSE 400

NEOCOOL 1000 W cooling unit (5.5l) liquid not included

4 m, 70 mm²

1150 x 1200 x 515 mm

Fe/CrNi 500A, 4m, liquid

Alu 500 A, 3 m, liquid

Alu, Ø1/1.2 (x2)

pack NEOPULSE 400 W1	pack NEOPULSE 400 W2
032453	032460

TORCHES - Torches - Brenner - Antorcha - Lastoort - Tocha



Torches aspirantes
- Fume Extraction Torches
- Rauchgas-Absaugbrenner
- Antorcha con aspiración de humos

ACIER / INOX - Steel/Stainless steel - Stahl/Edelstahl

	AIR				LIQUID	
	150 A	250 A	350 A	450 A	300 A	500A
1 TORCHES COMPLÈTES - Complete Torches - Brenner - Antorcha - Lastoort - Tocha						
	150 A	250 A	350 A	450 A	300 A	500 A
2	A	B	D	F	C	E
3	M6	M6	M8	M8	M6	M8
original equip.	Ø0.8	Ø1.0	Ø1.2	Ø1.2	Ø1.2	Ø1.2
X% 40°C-ArCo2	150A - 60%	200A - 60%	290A - 60%	450A - 60%	270A - 100%	450A-100%
GRIP	— / GRIP	GRIP	GRIP	ABIMIG	GRIP	GRIP
L	3 m / 3 m	3 m / 4 m / 3 m	3 m / 4 m	4 m	3 m / 4 m	4 m
Ref.	041424 / 043268 / 043251	040700 / 040922 / 040540	040687 / 040946 / 040557	045392	040694 / 043275	041004 / 040564
2 SUPPORTS TUBE CONTACT & DIFFUSEURS - Tip adaptors & diffusers						
	A1 (x5) 042902	B1 (x5) 042995	D1 (x3) 043008	F (x3) 045484	C1 (x3) 043589	E1 (x5) 042940
	A2 (x10) 042988	B2 (x5) 042919	D2 (x5) 042926		C2 (x5) 043541	E2 (x3) 043022
3 TUBES CONTACTS - Contact tips - Kontaktrohre - Tubo de contacto - Contactbuis - Pontas de contacto						
x10	150 A	250 A	350 A	450 A	300 A	500 A
Ø0.6	041905	041905			041905	
Ø0.8	041912	041950	041790	041790	041950	041790
Ø1.0	041929	041967	419803	419803	041967	419803
Ø1.2	040144	041974	419810	419810	041974	419810
Ø1.4			419827	419827		419827
Ø1.6			419834	419834		419834
Ø2.4			040533	040533		040533
4 BUSES - Gas nozzles - Düsen - Tubo - Nippel - Bicos						
	150 A Ø12	250 A Ø15	350 A Ø16	450 A	300 A Ø17	500 A Ø16
Conique - Conical nozzle - Konische Düse	A (x3) 041875 / E (x1) 043084	A (x3) 041882 / E (x1) 040571	(x3) 041783 / E (x1) 040588	A (x3) 045491	A (x3) 043534	A (x3) 042315 / E (x1) 040588
Pointage - Spot welding - Punktdüse	B (x1) 041851					
Soude clou - Nail welding - Nagelschweißdüse	C (x1) 041523					
Special No Gas (isolated)	D (x1) 041868					
5 GAINES - Torch liners - Mantel - Funda - Drahtseelen - Folha						
	Acier - Steel - Stahl- Acero - Staal - Aço					
Ø 0.6-0.8	3 m	041592				
	4 m	041837				
Ø 1.0 à 1.2	3 m	041608				
	4 m	041844				
Ø 1.2 à 1.6	3 m	418417				
	4 m	418424				
Ø 1.6 à 2.4	4 m	040526				

ALU - Aluminium - Aluminio

	AIR			LIQUID	
	150A	250 A	350 A	300 A	500A
1 TORCHES COMPLÈTES - Complete Torches - Brenner - Antorcha - Lastoort - Tocha					
	150 A	250 A	350 A	300 A	500 A
2	A	B	D	C	E
3	M6	M6	M8	M6	M8
original equip.	Ø0.8	Ø1.0	Ø1.2	Ø1.2	Ø1.2
X% 40°C-ArCo2	150A-60%	200A - 60%	290A - 60%	270A - 100%	450A - 100%
GRIP	—	GRIP	GRIP	GRIP	GRIP
L	3 m	3 m / 4 m	3 m / 4 m	3 m / 4 m	3 m / 4 m
Ref.	041462	040724 / 040939	040731 / 040953	040748 / 043282	046160 / 041097
2 SUPPORTS TUBE CONTACT & DIFFUSEURS - Tip adaptors & diffusers					
	A1 (x5) 042902	B1 (x5) 042995	D1 (x3) 043008	C1 (x3) 043589	E1 (x5) 042940
	A2 (x10) 042988	B2 (x5) 042919	D2 (x5) 042926	C2 (x5) 043541	E2 (x3) 043022
3 TUBES CONTACTS - Contact tips - Kontaktrohre - Tubo de contacto - Contactbuis - Pontas de contacto					
x10	150 A	250 A	350 A	300 A	500 A
Ø0.6					
Ø0.8	041059	041059		041059	
Ø1.0	041066	041066	419766	041066	419766
Ø1.2	041073	041073	419773	041073	419773
Ø1.4					
Ø1.6			041080		041080
Ø2.4					
4 BUSES - Gas nozzles - Düsen - Tubo - Nippel - Bicos					
	150 A	250 A Ø15	350 A Ø16	300 A	500 A Ø16
Conique - Conical nozzle - Konische Düse	Ø12 A (x3 041875	A (x3) 041882	A (x3) 041783	Ø12 A (x3) 043534	A (x3) 042315
Pointage - Spot welding - Punktdüse	B (x1) Ø12 041851			Ø17 A (x3) 046221	
Soude clou - Nail welding - Nagelschweißdüse	A (x1) Ø16 046214				
Special No Gas (isolated)					
5 GAINES - Torch liners - Mantel - Funda - Drahtseelen - Folha					
	Teflon			Teflon	
Ø 0.6 à 0.8	3 m	041578		041578	
	4 m	044050		044050	
Ø 1.0 à 1.2	3 m	041585		041585	
	4 m	044067		044067	
Ø 1.2 à 1.6	4 m	044074		044074	
	Carbon			Carbon	
Ø 0.6 à 0.8	4 m	039834		039834	
Ø 1.0 à 1.2	4 m	039827		039827	
Ø 1.2 à 1.6	4 m	039810		039810	

COFFRETS - Boxes - Verschleißteilebox - Cajas - Kistjes - Estojos

MB 15 (150 A) 041226	x3	x5	x5 (M6-Ø 0.6) x5 (M6-Ø 0.8) x5 (Alu - M6-Ø 0.8)	x3
MB 25 (250 A) 041233	x5	x3	x5 (M6-Ø 0.8) x5 (M6-Ø 1.0) x5 (Alu - M6-Ø 1.0)	x3
MB 36 (350 A) 041417	x2	x3	x5 (M8-Ø 1.0) x5 (M8-Ø 1.2) x5 (Alu - M8-Ø 1.0) x5 (Alu - M8-Ø 1.2)	x2

SPOOLGUN

OPTION NEOPULSE 270-T2 & 300-T2

Ø 100

Torche motorisée Spool Gun - Spool Gun Torch - Spool Gun Brenner

041486

Ideal Alu

Ø 0,8

&
- Acier / Steel / Stahl
- Inox / Stainless steel

PUSH PULL TORCH - 24 V

OPTION NEOPULSE 270-T2, 300, 300-T2

Ideal Alu MB15

Ø 0,8

160 A (40%)
Original equipment :
Ø 0,6/0,8-1,0
4 m, 2,9 kg

044111

Ideal Alu MB25

Ø 1,2

220 A (20%)
Original equipment :
Ø 0,8-1,0/1,2
4 m, 3 kg

046283

option Ø 0,6 / 0,8-1,0
046290

Welding Parameters access :



PUSH PULL PLUS 240 D - 24 V

OPTION NEOPULSE 300

NEW



BINZEL

Liquid Cooling

Ideal Alu

Ø 0,8

240 A (100%)
Original equipment :
Ø 0,8/1,2
8 m

038141

OPTIONS

Ø 1.0 / 1.0
038189

Ø 1.2 / 1.2
038196

Gaine Teflon - Torch liner - Mantel
8 m - Ø 0.8 / 1.2
038172

Gaine col combi - Collar torch liner - Mantel

145 mm - **Ø 0.8 / 1.0**
038158

145 mm - **Ø 1.0 / 1.2**
038165

BOBINES DE FIL - Welding wire reels - Drahtrollen - Rollos de hilo- Draadbobijn - Bobines de fio

bobine écologique / ecological wire reel

100 mm

for		kg			Ø 0.6 mm	Ø 0.8 mm	Ø 1.0 mm	Ø 1.2 mm	EXCELLIUM Ø 0.8 mm	EXCELLIUM Ø 1.0 mm	EXCELLIUM Ø 1.2 mm
Acier - Steel - Stahl - Acero - Staal - Aço	Acier - Steel - Stahl- Acero - Staal - Aço (SG2)	0.9	100 mm	—	086593	086609					
		5	200 mm	—	086111	086128	086135				
		15	300 mm	—	086166	086227	086234	086241		086302	086319
		18	—	300 mm		086272 (15 kg)	086289	086296			
	Acier - Steel - Stahl- Acero - Staal - Aço (CrMO2Si)	15	300 mm	—		086258					
	Acier - Steel - Stahl- Acero - Staal - Aço (UHSS)	5	200 mm	—		086203					
	Fil fourré, Cored wire, Fülldraht, Hilo tubular Acier - Steel - Stahl NO GAS	4.5	200 mm	—		Ø 0.9 = 086623		086630			
		0.9	100 mm	—		Ø 0.9 = 086104					
	Rechargement Acier 60 HRC - Hardfacing	16	—	300 mm				086173			
	Galva (G2Ti)	5	200 mm	—	086760	086777					
	Cusi3 HLE - UHTS (Boron Steel)	1	100 mm	—		086692					
		5	200 mm	—		086647	086654				
	CuAl8 HLE - UHTS (Boron Steel)	5	200 mm	—		086661	086197		086210		
		15	300 mm	—			086180				
CrNi	Inox - Stainless - Edelstahl (308LSi)	1	100 mm	—		086616					
		5	200 mm	—		086579					
		15									
	Inox - Stainless - Edelstahl (316LSi)	5	200 mm	—		086326					
		15									
Aluminium	Alu (AlMg3)	2	200 mm	—				086517			
		7	300 mm	—				086500			
	Alu (AlMg5)	0.5	100 mm	—		086548					
		2	200 mm	—		086555	086562				
		7	300 mm	—			086524	086531			
		7	—	300 mm						086870	086494
	Alu (AlSi5)	0.5	100 mm	—		086685					
		2	200 mm	—			086142	086159			
	Alu (AlSi12)	0.5	100 mm	—		086678					
		2	200 mm	—			086067	086074			

NORMES - Norms - Normen - Norma

AWS	EN	DIN
5.18 : ER 70S-6	ISO 14341-A : G46 4M G3Si1	8559 : SG2
5.28 : ER 90S-B3	ISO 2195L-A : Cr CrMo25i	–
ASME SFA-5.28 : ER 120 S-G	ISO 12534 : Mn4Ni2, 5CrMo	–
5.20 : E71T-GS	ISO 17632-A T42 Z W N 1 H15	–
–	14700 : TZ Fe 2	8555 : MSG 6-CF-60
5.18 : ER 70S-2	ISO 14341-A : G42 2 M G2Ti	8559 : SG2
5.7: ER CuSi-A	ISO 14640 : S Cu 6560	1733 : SG-CuSi3
5.7 : ER CuAl-A1	ISO 14640 : S Cu 6100	1733 : SG-CuAl8
5.9 : ER 308L Si	ISO 14343-A : G19 9 L Si	8556 : SG X2CrNi 19 9
5.9 : ER 316L Si	ISO 14343-A : G19 12 3 L Si	8556 : SG X2 CrNiMo 19 12
5.10 : ER 5554	ISO 18273 : S Al 5554	1732 : SG-AlMg3
5.10 : ER 5356	ISO 18273 : S Al 5356	1732 : SG-AlMg5
5.10 :ER 4043	ISO 18273 : S Al 4043-A	1732 : SG-AlSi5
5.10 : ER 4047	ISO 18273 : S Al 4047	1732: SG-AlSi12

ADAPTATEURS BOBINES - Adaptors for wire reels - Korbspulenadapter

ALIGNER 200
Ø 200
042889



ECO ADAPTER 300 Intensive
pour bobine écologique
- for ecological wire reel
- für Eco Fülldrahtrolle
043305

After sales

Ø 200 & 300
Professional
71608

Ø 200 & 300
Industrial
71613

GALETS - Rollers - Vorschubrollen - Rollen - Rodillos - Wielen - Roletes

		TYPE A: Smartmig, Pearl, Multipearl, EasyMIG 150/160		TYPE B: Monogys, Trimig, Promig, Pearl XL, Multipearl 201, Multipearl XL, TF 4R				TYPE C: Magys, Neopulse, WS5-4L, WS-4L/4R, Nomadfeed, Neofeed, Exafeed		TYPE D: EasyMIG 130/140 NEW	
Acier - Steel - Stahl- Acero - Staal - Aço Inox - Stainless	Ø 0.6 / 0.8	(x1)	042339	(x1)	042087	(x2)	042353	(x2)	041738	(x1)	039483
	Ø 0.8 / 1.0	(x1)	041189	(x1)	042100	(x2)	042360	(x2)	042094		
	Ø 1.0 / 1.2			(x1)	042179	(x2)	046849	(x2)	042117		
	Ø 1.2 / 1.4							(x2)	039780		
	Ø 1.2 / 1.6					(x2)	042384	(x2)	041752		
Alu	Ø 0.8 / 1.0	(x1)	041196	(x1)	042155	(x2)	042377	(x2)	042148		
	Ø 1.0 / 1.2			(x1)	042186	(x2)	040915	(x2)	042162		
	Ø 1.2 / 1.6					(x2)	042391	(x2)	041776		
Fil fourré - Cored wire	Ø 0.8 / 0.9									(x1)	042339
	Ø 0.9 / 1.2	(x1)	042346	(x1)	042131	(x2)	042407	(x2)	042124		
	Ø 1.2 / 1.4							(x4)	047693		
	Ø 1.6 / 2.4							(x4)	040519		
Fil fourré - Cored wire	Ø 0.9	Smartmig 110 (Ø 25 mm)	(x1)	044081							

PINCE SPÉCIALE MIG/MAG-ORIGINAL FIX - Special MIG-MAG plier - Spezial MIG / MAG Zange - Pinza especial MIG MAG

PRO (x1)
041332

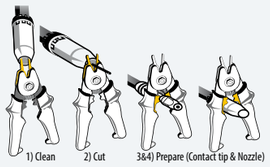

KIT SOUDAGE NO GAZ Ø 0.9 - No Gas Welding Kit Ø 0.9

041240



M6-Ø0.9
(x3)

Isolated Nozzle
No Gas - 150 A
(x1)

Ø 0.9 / 1.2
(x1)

OEM : Universal 3P, Monomig 160-1, Easymig, Smartmig, Pearl

SUPPORT TORCHE MAGNÉTIQUE - MIG torch stand with magnetic base

041653

SUPPORT ÉLINGAGE DÉVIDOIR - Wire feeder support - Drahtvorschubhalterung

036277



TF-4R	✓		
WS-4R	✓	WS-4L	✓
NEOFEED	✓	EXAFEED	✓

SUPPORTS TORCHE MIG - MIG torch supports - MIG-Brennerteleskophalterung

MIG Lift Compact
046597

MIG Lift Pro
046429

OPTION
Universal wire feeder support
046436

	L	rotation	Torches compatibility: classic	Torches compatibility: fume extraction	TRIMIG 200 -4S	TRIMIG 250 -4S.DV	TRIMIG 300 -4S	PROMIG 350 -4S	PROMIG 350 G.DV	PROMIG 350-4S DUO.DV	MAGYS 400-4	MAGYS 400 GR	MAGYS 500 GR	MAGYS 500 WS	EXAGON 400 CC/CV	NEOPULSE 270-T1	NEOPULSE 270 -T2	NEOPULSE 300	NEOPULSE 400	Wire feeder compatibility: WS -4R	WS -4L	others
MIG LIFT COMPACT	adjustable 1.3 m max	180°	✓	—	—	✓	✓	✓	—	✓	✓	—	—	—	—	sur chariot -on trolley ✓	✓	✓	—	—	—	—
MIG LIFT PRO	adjustable 2.5 m max	360°	✓	✓	—	—	—	—	—	✓	—	✓	✓	✓	✓	—	—	—	✓	✓	✓	✓ with option universal support ref. 046436

PLASMA CUTTER

1 ~

PFC POWER FACTOR CORRECTION

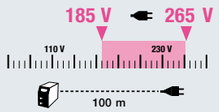

FV FLEXIBLE VOLTAGE

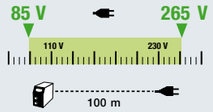

AD ANTI-DUST VENTILATION CORRIDOR

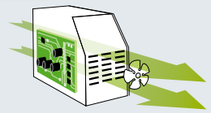

PATENTS REGISTERED NUMBERS EUROPEAN TRADEMARK & DESIGN

Kompressor inside

AIR FILTER

INCLUDED :
8 mm
10 mm

P400

CUTTER 25 K

25 A | ALU 4 mm INOX/STEEL 6 mm

20 A on 13 A fuse



Ergocut S25K, 4 m — 2m, 10mm²
030947

P400 PFC AD

CUTTER 35 KF

35 A | ALU 8 mm INOX/STEEL 12 mm

30 A on 13 A fuse



Ergocut S35K, 4 m — 2m, 10mm²
031036

P400 PFC FV

CUTTER 31 FV

30 A | ALU 8 mm INOX/STEEL 10 mm

30 A on 13 A fuse



Ergocut S45, 4 m — 2m, 10mm²
030985

P400 PFC FV AD

CUTTER 40 FV

40 A | ALU 10 mm INOX/STEEL 15 mm

30 A on 13 A fuse



Ergocut S45, 4 m — 2m, 10mm²
031043

OPTIONS

Trolleys - Chariots - Fahrwagen

PLASMA 610
- ✓ 25 K
- ✓ 35 KF
- ✓ 31 FV
- ✓ 40 FV

040298

PLASMA 800
- ✓ 25 K
- ✓ 35 KF
- ✓ 31 FV
- ✓ 40 FV

040120

Kit compass - Kit compas - Kit Kompass

- ✓ 25 K
- ✓ 35 KF
- ✓ 31 FV
- ✓ 40 FV
- ✓ 85
- ✓ 125

x1
040205

included (x1)
040199

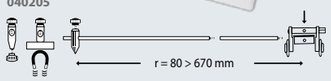

Filtre déshumificateur - Compressed air cleaning filter

- ✓ 31 FV
- ✓ 40 FV
- ✓ 85
- ✓ 125

x1
039728



Filter cartridge - Cartouche pour filtre (included)
039735

GYS

2 years QUALITY + GUARANTEE

3 ~

NEW TECHNOLOGY

AIR CONSTANT PRESSURE CONTROL

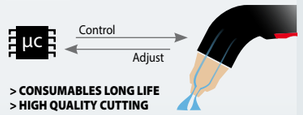

> CONSUMABLES LONG LIFE
> HIGH QUALITY CUTTING

Air control : Manual / Auto

4 modes :
Découpage / Grillage / Gougeage / Mode verrouillé

Cutting / Metal Mesh / Gouging / Locked Mode

Vollblech / Gitter / Fugenhobeln / Verriegelter Vollblech-Modus

PATENTS REGISTERED NUMBERS EUROPEAN TRADEMARK & DESIGN

AD

CUTTER 85A TRI

85 A | ALU 30 mm INOX/STEEL 40 mm

4 m, 10 mm²
029880

6 m — 4 m, 10 mm²
029996

AD IP 23

CUTTER 125A TRI

125 A | ALU 55 mm INOX/STEEL 55 mm

4 m, 16 mm²
029897

6 m — 4 m, 16 mm²
029910

OPTIONS

Chariots - Trolleys - Fahrwagen

for CUTTER 85A TRI
039933

for CUTTER 125A TRI
039575

Filter kit
for CUTTER 125A TRI
046580

MADE IN FRANCE / CE NORM. EN60974-1		AM	I_2	mm Pierce		Clean Cut		Max Cut		INTEGRATED TECHNOLOGY					AIR SYSTEM Pressure (bar)			EN 60974-1 (40°C)				Protected & compatible power generator (+/-15 %)	
	50/60 Hz	A	A	Fe	Al/CrNi	Fe	Al/CrNi	Fe	Al/CrNi	P400	PFC	FV	AD	KOMPRESSOR INSIDE	mini.	maxi.	ideal	IA 60%	X% I2 max	cm	kg		
CUTTER 25K	230 V 1~	16	5→25	4	3	4	3	6	4	■	—	—	—	■	included			12	26	45 x 31 x 22	17.2	4.1 kW	5.9 kVA
CUTTER 35KF	230 V 1~	16	10→35	8	6	8	6	12	8	■	■	—	■	■	included			28	30	52 x 46 x 28	30	8 kW	
CUTTER 31FV	230 V 1~	16	5→30	7	5	7	5	10	8	■	■	■	—		2.5	9	4.5 (115L/min)	22	32	44 x 28 x 19	12	6 kW	
	110 V 1~	32	5→30															19	25				
CUTTER 40FV	230 V 1~	16	10→40	10	8	10	8	15	10	■	■	■	■	—	2.5	9	4.5 (115L/min)	32	40	51 x 37 x 21	20	8 kW	
	110 V 1~	32	10→30															25	40				
CUTTER 85A TRI	400 V 3~	32	25→85	18	15	30	25	40	30	—	—	—	■	—	5	9	5.5 (270 L/min)	85	60	62 x 44 x 30	32	20 kW	25 kVA
CUTTER 125A TRI	400 V 3~	50	25→125	25	25	40	40	55	55	—	—	—	■	—	5	9	6 (270 L/min)	—	100	71 x 49 x 31	40	30 kW	36 kVA

Z TORCHES - for plasma 85A & 125A

trafimet

Air Flux System HIGH QUALITY Technology

MANUAL

Z Torch NO HF

I (60%)	I (100%)	L (m)	Consumables	ref
130 A	105 A	6	included (85A)	040137
		15.2	—	039995

AUTOMATIC

Z Auto Torch NO HF
Automatic detection

I (60%)	I 100%)	L (m)	Consumables	ref
130 A	105 A	15.2	—	040014

+ Kit CNC
(Computer Numerical Control)
039988

Consommables - Consumables

Z TORCH & Z AUTO



		Tube de refroissement - Tube - Kühlrohr	Electrode - Schneidelektrode	Diffuseur - Diffuser - Swirl Ring	Tuyère coupage- Cutting tip - Schneiddüse	Tuyère gougeage- Gouging tip - Schneiddüse	Buse - Nozzle - Schneiddüsenhalter	Patin coupage manuel - Manual cutting shield	Patin gougeage manuel - Manual gouging shield	Déflecteur coupage auto - Auto cutting deflector shield
								Z torch		Z Auto torch
CUTTER 85A / CUTTER 125A	40 A (25-45A)	x1 040069	x5 040076	x1 040083	x5 039759	—	x1 040090	x1 040113	x1 040052	x1 040021
	60 A (45-65A)				x5 039766	—				
	80 A (65-85A)				x5 040038	x1 040045				
	BOX 40/60/80 A	x1	x3	x1	x3 (40 A) x3 (60 A) x3 (80 A)		x1	x1		
		039940								
	110 A	x1 040069	x5 039629	x1 040083	x5 039667	x1 039599	x1 040090	x1 039681	x1 039612	x1 039643
	130 A				x5 039650	x1 039582		x1 039674	x1 039605	x1 039636
	BOX 110/130 A	x1	x3	x1	x3 (110 A) x3 (130 A)		x1	x1 (110 A) x1 (130 A)		
		039698								

MT–AT TORCHES - for plasma 85A & 125A

Air Flux System HIGH QUALITY Technology

MANUAL

MT-125, NO HF

I (60%)	I (100%)	L (m)	Consumables	ref
130 A	105 A	6	included (85A)	039506
		12	—	039513

AUTOMATIC

AT-125, NO HF
Automatic detection

I (60%)	I (100%)	L (m)	Consumables	ref
130 A	105 A	12	—	039520

+ Kit CNC
(Computer Numerical Control)
039988

Consommables - Consumables

MT & AT TORCH

Precision cut 45A

		Diffuseur - Diffuser - Swirl Ring	Electrode - Schneidelektrode	Tuyère coupage- Cutting tip - Schneiddüse	Tuyère coupage Precision Cut	Tuyère gougeage- Gouging tip - Schneiddüse	Buse - Nozzle - Schneiddüsenhalter	Bague de maintien Precision Cut	Buse à détection ohmique	Patin coupage manuel - Manual cutting shield	Patin gougeage manuel - Manual gouging shield	Déflecteur coupage auto - Auto cutting deflector shield
									AT-125	MT-125		AT-125
CUTTER 85A / CUTTER 125A	45 A (25-45A)	x1 039131	x5 039155	x5 039162	x1 039315	—	x1 039216	x1 039322	x1 039339	x1 039230	—	x1 039292
	65 A (45-65A)			x5 039179	—	x5 039261		—			x1 039254	
	85 A (65-85A)			x5 039186	—			—				
	BOX 45/65/85 A	x1	x3	x3 (45 A) x3 (65 A) x3 (85 A)			x1			x1		
		039537										
	105 A	x1 039148	x5 039155	x5 039193	—	x5 039278	x1 039223	—	x1 039445	x1 039247	x1 039254	x1 039308
	125 A			x5 039209	—	x5 039285		—				
	BOX 105/125 A	x1	x3	x3 (105 A) x3 (125 A)			x1			x1		
		039544										

ERGOCUT TORCH - for plasma 25K, 35KF, 31FV & 40FV

ERGOCUT S25K

CUTTER 25K	x10 040168	x2 040175	x10 040151	x4 040182
BOX S25K	x3 +	x1 +	x3 +	x1
	039971			

ERGOCUT S35K

CUTTER 35K	x10 040168	x2 040175	x10 040212	x4 040229
BOX S35K	x3 +	x1 +	x3 +	x1
	039964			

ERGOCUT S45

CUTTER 31FV & 40FV	x10 040168	x2 040175	x10 040212	x4 040236
BOX S45	x3 +	x1 +	x3 +	x1
	039957			

PLASMA PACKS

CUTTER 25 K

pack CUTTER 25 K
029781

CUTTER 35 KF

pack CUTTER 35 KF
029804

CUTTER 31 FV

pack CUTTER 31 FV
029798

CUTTER 40 FV

pack CUTTER 40 FV
029811

CUTTER 85A TRI

MT-125 NO HF
MANUAL 6 m

MT-125 NO HF
MANUAL 12 m

AT-125 NO HF
AUTO 12 m

pack CUTTER 85A TRI M1
029996

pack CUTTER 85A TRI M2
029828

pack CUTTER 85A TRI M3
029835

pack CUTTER 85A TRI A
029842

CUTTER 125A TRI

MT-125 NO HF
MANUAL 6 m

MT-125 NO HF
MANUAL 12 m

AT-125 NO HF
AUTO 12 m

pack CUTTER 125A TRI M1
029910

pack CUTTER 125A TRI M2
029859

pack CUTTER 125A TRI M3
029866

pack CUTTER 125A TRI A
029873

TROLLEYS

SKATES

1
040977

2
Special CUTTER 85A TRI
039933

3
Special CUTTER 125A TRI
039575

4
for TIG 250 AC/DC
040960

SPECIAL PLASMA

5
PLASMA 610
574 x 618 x 386 mm
040298

6
PLASMA 800
675 x 810 x 470 mm
040120

CHARIOTS - Trolleys - Fahrwagen

4 m³

7
WELD 610
773 x 616 x 425 mm
040281

10 m³

8
845 x 982 x 605 mm
033931

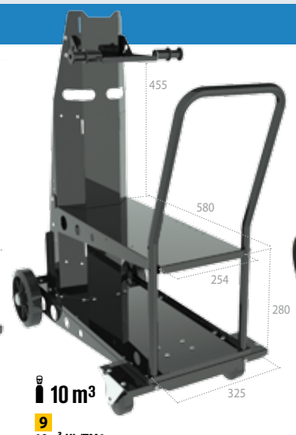

10 m³

9
10m³-XL/TM1
666 x 1032 x 484 mm
041257

10 m³

10
10m³-XL/TM2
912 x 910 x 507 mm
039711

10 m³

11
1150 x 1200 x 515 mm
032736

DIABLES - Sack truck

4 m³

12
Diable 4m³
500 x 1060 x 450 mm
015678

10 m³

13
Diable 10m³
550 x 1115 x 525 mm
039704

14
Diable JOBSITE XL
600 x 1150 x 584 mm
039568

OPTION

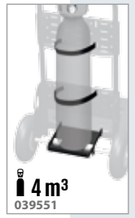

4 m³
039551

GROUPES DE REFROIDISSEMENT - Cooling units - Kühlaggregat

15
WCU 0.4kW A
<200A, 230 V, 400W
cooling unit (1.25l)
only for 230V
8 kg
041271

17
WCU 0.5kW A
500 W
cooling unit (1.5L)
8 kg
039490

16A
WCU 1kW A
1000 W cooling unit (3l)
14 kg
039773

16B
WCU 1kW B
1000 W cooling unit (3l)
15 kg
032217

18
EXACOOL
1000 W cooling unit (5.5l)
17 kg
68 x 23 x 30 cm
032422



19
NEOCOOL
1000 W cooling unit (5.5l)
17 kg
68 x 23 x 30 cm
032750

INCLUDED
Connection
034273

20
WCT 1.3kW A
1300 W,
cooling unit (5l)

21
WCT 1.3kW C
1300 W,
cooling unit (5l)

WCT 1.3kW A	400 V, 2~	020344
WCT 1.3kW C	230 V, 2~	032781

OPTIONS

Potence
-Cable support
for WCT
032842

CORAGARD
CS 330 (10L)
052246

		1	2	3	4	5	6	7	8	9	10	11	12	13	14	15	16A	16B	17	18	19	20	21
MMA	PROGYS CEL 250TRI									✓				✓	✓								
MMA	PROGYS FLEX 250 CEL									✓				✓	✓								
MMA	EXAGON 400											✓			✓					✓			
TIG	TIG 160 DC lift							✓					✓	✓	✓								
TIG	TIG 168 DC HF							✓		✓			✓	✓	✓								
TIG	TIG 200DC HF FV							✓		✓			✓	✓	✓								
TIG	TIG 220DC HF FV										✓			✓	✓				✓				
TIG	TIG 300 DC HF										✓			✓	✓			✓					
TIG	TIG 207 AC/DC-HF FV							✓		✓	✓		✓	✓	✓	✓							
TIG	TIG 208 AC/DC-HF							✓		✓	✓			✓	✓								
TIG	TIG 220 AC/DC-HF										✓			✓	✓		✓						
TIG	TIG 250 AC/DC-HF				✓																		
MIG	MultiPEARL 200-2							✓		✓					✓								
MIG	MultiPEARL 200-4 XL							✓							✓								
MIG	WS-4R	✓																					
MIG	WS-4L	✓																					
MIG	EXAGON 400											✓			✓					✓			
MIG	NEOPULSE 270-T1								✓													✓	
MIG	NEOPULSE 270-T2								✓													✓	✓
MIG	NEOPULSE 300								✓													✓	✓
MIG	NEOPULSE 400											✓									✓		
PLAMSA	CUTTER 25 K					✓	✓								✓								
PLAMSA	CUTTER 35 KF	✓				✓	✓								✓								
PLAMSA	CUTTER 31 FV					✓	✓								✓								
PLAMSA	CUTTER 40 FV	✓				✓	✓								✓								
PLAMSA	CUTTER 85A TRI		✓												✓								
PLAMSA	CUTTER 125A TRI			✓											✓								
		1	2	3	4	5	6	7	8	9	10	11	12	13	14	15	16A	16B	17	18	19	20	21

SPOT WELDING 230 V

MADE IN FRANCE

PORTASPOT 230

6 300 A

120 daN

delivred with PX1 :
022256

	AM	I RMS	I MAX		Uo	Cable		100% CU		
50/60 Hz	A	A	A	mm	V	↔ m	Ø mm²		(no arm) cm	kg
1 x 230 V	16(D)	6 300	8 900	2+2	2.5	2.5	3x2.5 H05VVF	OK	36 x 29 x 10	10

ARMS

l = 110 mm PX1 (included) 047945	l = 220 mm PX2 047938	l = 220 mm PX3 047921
l = 350 mm PX4 047914		

ELECTRODES

EX40 Short electrode 40 mm 047884	EX60 Medium electrode 60 mm 047891	EX80 Long electrode 80 mm 047907

CAPS & ACCESSORIES

Caps type F (x 6) 049970	Caps remover 050846
Lame - Blade 052857	Affuteur de caps - Cap grinder 048966

INDUCTION HEATING 1 or 3 ~

NEW 09/2016

MADE IN FRANCE

liquid cooling | P400 | PFC

POWERDUCTION 50LG

5 200 W

no accessories :
055599

liquid cooling

POWERDUCTION 160L

16 000 W

no accessories :
053472

OPTIONS

NEW	50LG	20° 056862	053823	056909
NEW	50LG	90° 056879	053823	056909
NEW	50LG	056886	053458	056916
	160L	053748	053755	054844
	50L	20° 053762	053823	056909
	50L	053427 (old)	053434	–
	50L	053441	053458	056916

Colle bi-composant 150°C
- Epoxy adhesive (2 part) 150°C
054851

CE NORM. EN60335-1	Hz	AM A	W	Freq. kHz	Liquid Cooling	Cable L (m)	Induc tor	cm	kg
POWERDUCTION 50LG	50/60 Hz 230 V 1~	25 mini	5 200	30 → 50	•	8	3	88x59 x59	65
POWERDUCTION 160L	50 Hz 400 V 3~	25 mini	16 000	15	•	10	4	120x60 x50	190

LUNETTES DE PROTECTION - Protection goggles - Schutzbrillen

Antiprojection/meulage - Anti-projection/grinding - Anti-proyección/amoladura - Spritzschultz/Schleifen

Shade/IR0 042810	Shade/IR0 042827	Shade/IR5 042841	Shade/IR0 047778	Shade/IR0 047792	Shade/IR0 042865	Shade/IR0 047839 NEW		

HELMETS

TEINTE SHADE 11

Adaptateur pour casque de chantier
- Hard hat adaptor
- Schutzhelmadapter
038103
NEW

Bandeau anti–transpiration
- Antiperspirant headband
(x2)
043466

Sac pour masque de soudage
- Carry bag for helmet welding
043299

SOUDURE CHALUMEAU - Torch welding - Autogenschweissen

Shade/IR5
042803

Shade/IR5
042858

HAND MASK 11

MMA · TIG · MIG/MAG : 25 A → 175 A

HAND MASK
042209

Verres - Lenses - Schutzläser
042605

MANUAL 0/11

MMA · TIG · MIG/MAG : 25 A → 175 A

FLIP FLAP
042513

LCD 11

MMA · TIG · MIG/MAG : 10 A → 175 A

LCD TECHNO 11
042537

LCD MASTER 11
043442

L 100 x 49 mm

LCD EXPERT 11
040755

L 100 x 49 mm | CARBON | Painting protection t°

BRAND MASK	MODEL		LCD AUTOMATIC TECHNOLOGY	mm	Teinte/Shade	ms	Adjustable Sensitivity	Adjustable Delay	Energy	Grind	Classification	g	VERRES - Lense - Schutzgläser EXTERNAL			INTERNAL		
Gys	HANDMASK	042209	—	92x36	11	—	—	—	—	■	—	400	105x50	x50	042629	105x50	x50	042643
Toolit	FLIP FLAP	042513	—	97x80	11	—	—	—	—	■	—	425	110x90	x5	040816	110x90	x5	040762
Toolit	LCD TECHNO 11	042537	■	98x35	11	0.6	—	—	☼	—	1/2/1/2	400	110x90	x5	040816	102x40	x5	040830
Top Arc	LCD MASTER 11	043442	■	100x49	11	0.5	—	—	☼	—	1/1/1/2	430	110x90	x5	040816	104x55	x5	040847
Toolit	LCD EXPERT 11	040755	■	100x49	11	0.5	—	—	☼	—	1/1/1/2	470	119x98	x5	040823	104x55	x5	040847

HELMETS

TEINTE SHADE 9 / 13

EN 175-EN 379

LCD TECHNO 9/13
042544

LCD MASTER 9/13 G
040861

LCD PROMAX 9/13 G GOLD
045767

LCD PROMAX 9/13 G SILVER
045774

LCD EXPERT 9/13 G CARBON
040878

LCD EXPERT 9/13 G
042216

ERGOTECH 5-9/9-13 SILVER
044173

ERGOTECH 5-9/9-13 BLACK
045477

LCD HERMÈS SILVER
040908

LCD HERMÈS RED
040885

LCD HERMÈS GOLD
040892

LCD ZEUS 5-9/9-13 G FIRE
044098

LCD ZEUS 5-9/9-13 G COSMIC
044104

GYSMATIC 9 / 13 G
043909

GYSMATIC 5 / 13 XXL
046818

LCD SPACEVIEW 5-9/9-13
040717

LCD AUTOMATIC TECHNOLOGY	BASIC		PRO			PRO+		EXPERT			EXPERT+	
MODEL	TECHNO	MASTER	PROMAX	EXPERT	HERMES	ZEUS	ERGOTECH	GYSMATIC		SPACEVIEW	GYSMATIC AIR	NAVITEK
REF	042544	040861	(gold) 045767 (silver) 045774	(carbon) 040878 (blue) 042216	(silver) 040908 (red) 04088 (gold) 04089	(fire) 044098 (cosmic) 044104	(silver) 044173 (black) 045477	043909 046818		040717	047846	045842
								9/13 G	5/13 XXL			
	0.30 ms	0.30 ms	0.25 ms	0.30 ms	0.30 ms	0.20 ms	0.20 ms	0.08 ms	0.10 ms	0.10 ms	0.10 ms	0.20 ms
	4 - 9>13	4 - 9>13	4 - 9>13	4 - 9>13	4 - 9>13	5>9 9>13	5>9 9>13	4 - 9>13	4 - 5>13	5>9 9>13	4 - 5>13	9>13
	1/2/1/1	1/2/1/2	1/1/1/2	1/1/1/2	1/1/1/3	1/1/1/2	1/1/1/2	1/1/1/2	1/2/1/1	1/1/1/2	1/2/1/1	1/1/1/2
MEMORY & REGULATIONS									ELECTRONIC		ELECTRONIC	
	92x42 mm	92x42 mm	100x49 mm	98x43 mm	98x43 mm	**XL :** 100x67 mm	**XL :** 100x67 mm	100x60 mm	**XXL :** 100x83 mm	**XXL :** 100x93 mm	**XXL :** 100x83 mm	93 mm
	2	2	2	2	2	4	4 HIGH SENSITIVITY	4 HIGH SENSITIVITY		4 HIGH SENSITIVITY	4 HIGH SENSITIVITY	4 HIGH SENSITIVITY
		✓	✓	✓	✓	✓	✓	✓		✓	✓	✓
HF								✓			✓	nc
						✓	✓			✓		✓
	☼	☼	☼	☼ + 2 (CR 2032)	☼ + 2 (CR 2032)	☼ + 2 (CR 2450)	☼ + 2 (CR 2450)	☼ + 2 (CR 2450)	☼ + 1 (CR 2450)	☼ + 2 (CR 2032)	☼ + 1 (CR 2450)	☼ + 2 (CR 2330)
	Simple	Simple	Simple	Simple	Simple	Multi	Multi	Simple		Multi	Simple	Simple
	440 g	450 g	385 g	510 g	510 g	515 g	560 g	450 g	460 g	530 g	2.4 kg	1.6 kg
BRAND MASK	*Toolit*	*Top Arc*	*Toolit*	*Toolit*	*Toolit*	*Toolit*	*Top Arc*	*Gys*		*Toolit*	*Gys*	*Gys*

VERRES - Lense - Schutzgläser

	110 x 90	x5	040816	116 x 89.5	x5	040779	226 x 106	x5	045781	111.2 x 91	x5	040793	111.2 x 91	x5	040793	114 x 133	x10	043893	114 x 133	x10	043893	114 x 133	x10	043893	114 x 133	x10	043893	114 x 133	x10	043893	110 x 97	x10	045798
	95.5 x 50.5	x5	040854	103.5 x 53	x5	040786	104 x 55	x5	040847	103.6 x 54	x5	040809	103.6 x 54	x5	040809	103.7 x 69.5	x5	043695	103.7 x 69.5	x5	043695	G : 106 x 66 XXL : 106 x 89,5	x10 x10	043886 046825	104 x 96	x5	043596	106 x 89,5	x10	046825	98 x 47	x10	045804

GYSMATIC 5/13 AIR XXL
047846

Air 165 / 200 / 220 L/min

Filtration class EN 12941 : TH2 P R SL

NAVITEK 9/13 +G VISOR
045842

Air 180 & 220 L/min

8>10h BATTERY LIFE

Filtration class EN 12941 : TH2 P R SL

COUVERTURE ANTI-CHALEUR - Heat protection cover - Hitzeschutzdecke - Manta anti-calor

Class M0

	PROTEC 550	PROTEC 1200	PROTEC 1300	PROTEC 1300L
Protection	M0	M0	M0	—
temperature	550°C/1000°F	1200°C/2200°F	1300°C/2400°F	1300°C/2400°F
mm	2000 x 2000	1750 x 1500	2000 x 1800	2000 x 1800
g/m²	580	1200	620	420
ref	050495	050204	053595	060500

ÉCRANS DE PROTECTION - Welding curtain and frame - Schweißerschutzwand

EN 25980 : 2015-01

	A	B	C	D	E
	OPTI 200.O	OPTI 200.G	OPTI 215.O	OPTI 140.O	OPTICAB 240.G
Protection	Orange CE	Green T9	Orange CE	Orange CE	Green T9
mm	2000 x 2000	2000 x 2000	2000 x 2150	1600 x 1400	2400 x 2400 x 1800 (H)
Norm	EN 25980:2015-01	EN 25980:2015-01	EN 25980:2015-01	EN 25980:2015-01	EN 25980:2015-01
ref	060227	060463	060470	060487	060616

MAGNET - Magnethalterung

(x2)
052291

MASQUES RESPIRATOIRES JETABLES - Disposable respirators - Einweg - Atemschutzmaske - Máscaras respiratorias desechables

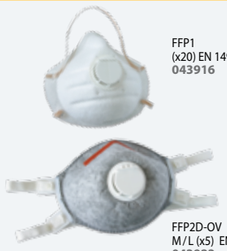

FFP1
(x20) EN 149-2001
043916

FFP2D-OV
M / L (x5) EN 149-2001
043923

CABINE DE SOUDAGE - Welding booth -Schweißstand

590 x 450 x 1000 mm
060050



Compact
400 x 400 x 500 mm
060173

GANTS DE SOUDAGE - Welding gloves - Handschuhe - Guantes

EN388:2003
4244

EN12477:2001
4244XX

Heavy Duty T10
(MMA - MIG - Plasma)
045101

Gants de soudage
Renforcés - Reinforced welding gloves
T10
045873

EN388:2003
3223

EN407:2003
413244

Gants de soudage
Aluminisés - Aluminium coated welding gloves
T10
045880

EN388:2132

EN407:322XXX

Gants PRO TIG
T10
045194

Gants PRO TIG EXTRA
T10
045323

GANTS DE MANUTENTION - Handling gloves - Handschuhe - Guantes

EN388:4343

Anti coupure -
Anti-cut
T9
045897

✓ écran tactile
- touch screen friendly

Anti coupure
haute résistance
High resistance
anti-cut

EN 420
EN 388:3131

T9 :
045910

T10 :
045927

Anti coupure
haute dextérité
- High dexterity
anti-cut

EN 420
EN 388:3111

T9 :
045903

T10 :
045934

VESTE - Jacket - Jacke

EN ISO 11612:2008
A1+A2-B1-C1-E3-F1

EN ISO 11611:2007
Class 2-A1 & A2

IEC 61482-2:2009
Class 1-4kA

EN 1149-5:2008

EN 14404:2004
+A1:2010
Type 2

98% cotton, 2% antistatic

S (40/42)	046313
M (44/46)	046320
L (48/50)	046337
XL (52/54)	046344
XXL (56/58)	046351

TABLIER CUIR MULTI-USAGE - Multi-use leather apron - Delantal de cuero multi-uso - Mehrzweck-Lederschürze

045200

PRO
045217

CAGOULE TEXTILE DE PROTECTION - Fireproof hood - Textil-Schweißerschutzhaube - Máscara de protección

EN 470
EN 11611

045224

PANTALON - Trouser - Hose

EN ISO 11612:2008
A1+A2-B1-C1-E3-F1

EN ISO 11611:2007
Class 2-A1 & A2

IEC 61482-2:2009
Class 1-4kA

EN 1149-5:2008

EN 14404:2004
+A1:2010
Type 2

98% cotton,
2% antistatic

	M (44/46) 046375	XL (52/54) 046399
S (40/42) 046368	L (48/50) 046382	XXL (56/58) 046412

KITS DE PROTECTION - Protection kits - Schweißerschutzkit

Lot de
1er Équipement
du soudeur
- Starter welding kit
- Schweisserkit für
Einsteiger

070493

Lot Équipement
professionnel
du soudeur
- Professional kit
- Profi-Schweisserkit

070561

MANCHETTES DE SOUDEUR - Welding sleeves - Schweißerärmel - Mangas protectoras

Class 2-A1

045231

MANOMÈTRES-DÉBITMÈTRES - Pressure-Regulator - Druckminderer - Reductor de presión - Manometer stromingsmeter - Manómetro-debitómetro

Pour cartouche de gaz
- For disposable bottle
- Für Einweggasflaschen
(Argon/CO_2)
041639

12 L / min
041820

20L / min
(FR/DE) 041998
(UK) 040274
(NL) 040267

30 L / min
(Argon/CO_2)
(FR) 041622
(UK) 041646
(DE) 041219
(NL) 041615

OPTIMAPRO
30 L / min
(Argon/CO_2)
(FR) 043619
(DE) 043633
(UK) 043626
(NL) 043640

CARTOUCHES DE GAZ - Disposable bottles - Einweggasflaschen

	composition %		material	L	ref.
	Ar	CO_2			
AR/CO_2 1.8 L	80	20	Acier- Steel - Stahl	1.8 (150L)	043664
AR/CO_2 2.2 L	80	20	Acier- Steel - Stahl	2.2 (220L)	043671
AR pur 2.2 L	100	—	Alu	2.2 (220L)	043688

Pressure-flowmeters are country-specific. See datasheets at www.gys.fr

PRÉCHAUFFEUR DE GAZ - Gas preheater - Gasvorwärmer

for CO_2 pur or CO_2/Ar
230 V
power : 25 W
max pressure : 200 bar
IP 44
1.5 kg

(FR & DE) 046511

Compatible :
20L/min (FR & DE) 041998
30L/min (FR) 041622

LIQUIDE ANTI-GRATTONS - Anti spatter fluid - Antihaftmittel

10 L
054134

PULVÉRISATEUR MÉTALLIQUE - Metalic spray bottle - Metallische Sprühflasche

054127

PÂTE ANTI-ADHÉRENTE - Anti spatter paste - Antihaft-Paste

300 g
054110

SPRAY PROTECTION CÉRAMIQUE - Ceramic protective spray - Keramisches Schutzspray

054141

RACCORDS GAZ - Gas connector - Gasanschlüsse



x2
045712

Ø 9 mm
x1
046245

Tuyau caoutchouc- Rubber hose
Ø 6.0 X 12 (DIN 73379)
4 m 046269
✂ x m 046276

POSITIONNEURS MAGNÉTIQUES - Special welding magnet - Imán especial para soldadura - Magnetische Positionierer

	MAGNETIC P15.90	MAGNETIC P16.90	MAGNETIC P19.90	MAGNETIC P20.180	MAGNETIC D36.90	MAGNETIC D50.90 DUAL	MAGNETIC D50.90	MAGNETIC D70.90M	MAGNETIC D70.120M	MAGNETIC D70.135M
	Classic				Switchable ON/OFF					
max	15 kg	16 kg	19 kg	20 kg	36 kg	50 kg	50 kg	70 kg	70 kg	70 kg
	60/90°	45/90/135°	45/90/135°	articulated 0 > 180°	45/90/135°	90°	90°	90°	45/60/75/ 90/105/135°	45/75/ 90/105/135°
x	2	4	1	1	1	1	1	1	1	1
Ref.	047044	044180	044203	044302	044197	047051	047075	047068	047082	047099

SPRAY PROTECTEUR (SANS SILICONE) - Anti-spatter spray (without silicone) - Antihaftspray (Ohne Silicon)

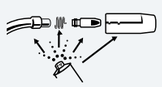

041806

PINCES ÉTAU - Self-locking pliers - Gripzangen

050266

(x6)
050112

ASPIRATEURS DE FUMÉE - Fume Extraction Systems - Rauchgasabsauggerät

pour torches aspirantes - for fume Extraction Torches

- 230 V / 1 ~ , 1 100 W
- 200 m³/h max
- 190 mbar max
- 26 kg, 390 x 210 x 500 mm
- 71 db
- Système de nettoyage automatique du filtre - Filter auto cleaning system - Automatische Filterabreinigung

BINZEL

Automatic ON/OFF 043237
Manual 043244

= **100 m³/h**

PHV
- **230 V / 1 ~ / 50 Hz**
- **2 x 1000 W**
- **AUTOMATIC ON/OFF**

039896

OPTIONS

039889

039872

Filtre - Filter
039865

2.5 m (included)

5 m
(included)
040656

040649
((included)

MFD435
- **400 V / 3 ~ / 50 Hz**
- **750 W**
- **1300 m³/h max**
- cable : 6 m

039858

Filtre - Filter
(included)
039841

EVO 2.1
- **230 V / 1 ~ / 50 Hz**
- **1 100 W**
- **1 200 m³/h max**
- **AUTOMATIC ON/OFF**
- arm 3 m
- ✂ included
- 85 kg

046474

Breveté -Patented

Filtre - Filter
(included)
046498

UNI 2.0
- **400 V / 3 ~ / 50 Hz**
- **1 100 W**
- **1 300 m³/h max**
- arm 3 m
- no plug
- 100 kg
- extraction 0.5 m/s

046443

Filtre - Filter
(included)
046467

TORCHES ASPIRANTES - Fume Extraction Torches - Rauchgas-Absaugbrenner - Antorcha con aspiración de humos

BINZEL

	Acier/Inox - Steel/Stainless steel - Stahl/Edelstahl			
	AIR			LIQUID
	150 A	250 A	350 A	500 A
original equipment	M6	M6	M8	M8
	Ø 0.8	Ø 1.0	Ø 1.2	Ø 1.2
X % 40°C - $ArCo_2$	150A - 60%	200A - 60%	290A - 60%	380A-100%
GRIP	GRIP	GRIP	GRIP	GRIP
L	3 m	3 m	4 m	4 m
Ref.	043251	040540	040557	040564

Details p.50

MASQUES DE SOUDURE VENTILÉS - Air fed welding helmets - Helm mit Sauerstoffzufuhr

GYSMATIC 5/13 AIR XXL
047846

NAVITEK 9/13 +G VISOR
045842

Details p.63

SOUDAGE À L'ÉTAIN - Soldering - Weichlöten

60 W
040373

COMPLETE 100 W
040397

Pompe à dessouder
- Desoldering pump
- Entlötpumpe
040380

Fil à souder
- Soldering wire
- Lötdraht
Étain - Tin - Zinn

Norm ISO EN 9453

	Norms		Composition %			T° fusion °C	Décapant - Flux	Ø mm	g	Ref.
	DIN 1707	EN 29453	Sn	Pb	Cu					
TIN LEAD Étain-Plomb Zinn-Blei	SnPb60	S-Sn40Pb60	40	60	—	183-238	integrated	2	50	046610
									100	046627
									250	047136
	Sn50Pb	S-Sn50Pb50	50	50	—	183-216	integrated	1.5	50	046641
									100	046658
									250	047129
	Sn60Pb	S-Sn60Pb40	60	40	—	183-190	integrated	1	50	046665
									100	046672
									250	047112
TIN COPPER Étain-Cuivre Zinn-Kupfer	SnCu3	S-Sn97Cu3	97	—	3	227-310	external (ref.040549)	2	50	046689
									100	046696
									250	047143

Flux universel
- Soldering flux
- Lötfett

T° fusion 450 °C
20 g
040549

LAMPES À SOUDER PROFESSIONELLES - Professional blow torches - Gasbrenner

PIEZO START

Lampes à souder perçable à 1 brûleur
- Blowtorch
- Lötlampe mit 1 Brenner
040342

Lampe à souder, avec 2 brûleurs interchangeables
- Blow torch, with 2 interchangeable burners
- Lötlampe mit 2 auswechselbaren Brennern
052741

Flamme à pointe fine
Fine flame tip
(included)

Flamme Turbo L
Turbo flame L tip
(included)

LIGHTER START

Lampe à souder,
soupape de sécurité

- Blow torch with safety valve
- Lötlampe, Sicherheitsventil
040359

BRIQUET À TASSE - Cup lighter - Topfanzünder

040403

TAMPONS DE NETTOYAGE AVANT BRASAGE - Pre-brazing cleaning pads

047563

x 5

CARTOUCHES DE GAZ - Gas Cartridges - Gaskartusche

Model	Connection	composition % butane	propane	propylene	360°	T°	Norms	ml	g	ref.	
A	Pierceable	▪	—	—	—	—	EN417:2012	360	190	040410	12
B1	European fitting 7/16"	▪	▪	—	—	1800>2100°C	EN41:2012 - UN 2037	600	390	040427	12
B2		▪	▪	▪	—	2200°C	EN417:2012 - UN 2037	600	450	040434	12
B3		▪	▪	▪	foam	2200°C	EN417:2012 - UN 2037	380	220	040441	36

MÉTAUX D'APPORT FLAMME - Gas welding rods - Lötstäbe

	Norms DIN 8513	EN	Composition % Ag	Cu	Zn	P	Iron	Other	T° fusion °C	Décapant - Flux	Ø mm	L mm	X...	Ref.
Cuivre/Phosphore - Copper/Phosphorus	L - Cu P 6	EN1044-CP 203 EN 17672-Cu P 179	—	94	—	6	—	—	710-880	paste (ref. 047440)*	2	333	5	047181
													25	047198
												500	25	047204
													1 kg	047211
Cuivre/Phosphore/Argent - Copper/Phosphorus/Silver	L - Ag 5 P	EN1044 -CP 104 EN 17672-Cu P 281	5	88.8	—	6.2	—	—	645-810	paste (ref. 047440)	2	333	5	047228
Argent 12% enrobée - Silver solder 12%	L-Ag 12	EN1044 -Ag 207 EN 17672-Ag 212	12	48	40	—	—	Si 0.2	800-830	—	1.5	333	2	047235
												500	4	047242
Argent 40% - Silver solder 40%	L-Ag 40Sn	EN1044 -Ag 105 EN 17672-Ag 140	40	30	28	—	—	Sn 2	640-700	paste (ref. 047440)	1.5	333	2	047266
											2	333	2	047273
Argent 45% enrobée - Silver solder 45%	L-Ag 45Sn	EN1044 -Ag 104° EN 17672-Ag 145	45	27	25	—	—	Sn 3	640-680	—	1.5	333	2	047259
Laiton - Brass	L-Cu Zn40	EN1044 -Cu 301 EN 17672-Cu 470a	—	60	40	—	—	Si 0.25	890-900	powder (ref. 047457)	2	333	5	047280
												500	8	047297
Laiton enrobée - Bronze	L-CuNi10 Zn42	EN1044 -Cu 305 EN 17672-Cu 773	—	48	41.8	—	—	Ni 10 - Si 0.2	920-935	—	2	500	8	047303
													32	047815
Alu Zn Al 2	—	EN 1044	—	—	98	—	—	Al 2	375-388	integrated	2	500	2	047433
Acier cuivré - Copper coated mild steel	—	EN12536: O II	—	0.15	—	0.012	98	Si 0.2 - Mn 1	1 500	—	1.6	333	10	047150
											2	333	10	047167
											2	500	10	047174

Décapant
- Flux
- Flussmitel

Pate pour Cu/P/Ar
- paste for Cu/P/Ar
T° work 500-800 °C, 100 g
047440

Poudre pour laiton
- Powder for brass
T° work 800-1000 °C, 100 g
047457

* not for Cu/Cu brazing

CHALUMEAUX SOUDEURS/BRASAGE - Gas welding/brazing torches - Autogen-Schweißbrenner

G400
capacity : 0,4 > 4 mm
L = 330 mm
320 g
039001



G1000
capacity : 2 >10 mm
L = 460 mm
770 g
039868

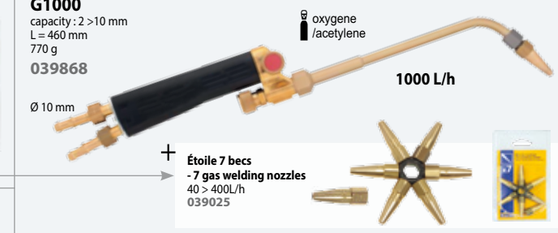

Étoile 7 becs
- 7 gas welding nozzles
40 > 400L/h
039025

Poste BI-GAZ - Dual gas soldering/brazing set
040366



included

Oxygène
- Oxygen bottle
110 l
040458
12

Novacet
600 ml/330 g
040434
12

Pointe de coupage - Cutting nozzle - Hochdruckschneidköpfe
039124

Kit complet chalumeau soudeur - Complete gas welding blowtorch kit - Autogen-Schweißen Komplettset (type SO)
capacity : 0,4 > 4 mm
039117

CHALUMEAU SOUDEUR/COUPEUR - Gas welding/cutting torches- Autogen-Schweißbrenner

CG1
Capicité de soudage - Welding capacity : 0,4 > 4 mm
Capicité de coupage - Cutting capacity : 50 mm max
L = 320 mm
450 g
039018

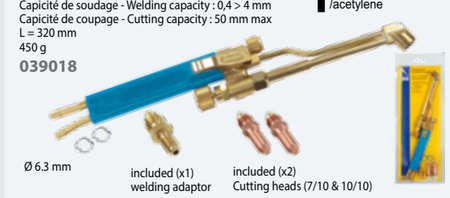

CHALUMEAU COUPEUR HAUTE PRESSION - High pressure cutting torch - Autogen-Schweißbrenner

HG1
capacity : 50 mm max
L = 470 mm
1.12 kg
039882

Têtes de coupage G1 haute pression - High pressure cutting G1 heads

calibre / caliber	oxygene /acetylene	oxygene /propane
7/10	038899	038943
10/10	038905	038950
12/10	038912	038967
16/10	038929	038974
20/10	038936	038981

CHALUMEAUX CHAUFFEURS - Blowtorches - Autogen-Schweißbrenner

CG63
Chalumeau réglable - Burner - regelbarer Schweißbrenner
040335

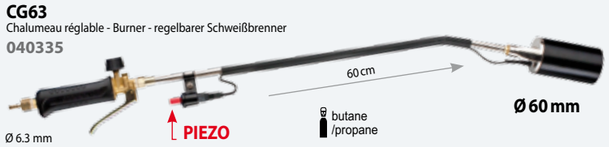

CG100
Chalumeau réglable - Burner - regelbarer Schweißbrenner
038875

Kit chalumeau 3 brûleurs - Blowtorch kit - Schweißbrennerset
040328

LOT ANTI-RETOUR PARE FLAMME OX/AD - Flashback arrestor kit - Schnellkupplungsset

EN 730-1
039070

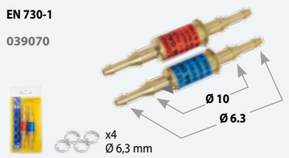

RACCORDS RAPIDES OX/AD - Quick release connectors OX/AD - Schnellverschlüsse OX/AD

039087
EN 730-1

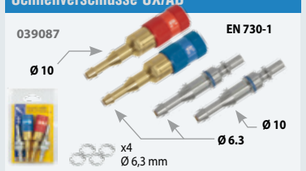

TUYAUX - Hose - Schlauch

EN 559/ISO 3821

Kit OX + AD
2 x 4 m
Ø 6,3 mm
039094

EN 559/ISO 3821

Propane
4 m
Ø 6.3 mm
038851

DÉTENDEURS - Regulators - Druckminderer

EN 585/ISO 2503

Oxygene
5 m³/h
039032

Acetylene
1 m³/h
039056

Ø 6.3 mm

Ø 10 mm

PRO

Oxygene
max 70 m³/h
moy 31 m³/h
039049

Acetylene
max 26 m³/h
moy 5 m³/h
039063

Propane
max 26 m³/h
moy 5 m³/h
038998

LUNETTES DE PROTECTION - Gas welding goggles - Schutzbrillen

Shade/IR5
042803

Shade/IR5
042858

CHARIOT - Trolley - Fahrwagen

for 1 m³ OX & AD
950 x 350 mm
039100

CALIWELD

VALISE D'ÉTALONNAGE - Calibration set - Kalibrierungsset

EN 1090 & EN 50 504

Étalonnage et validation des postes de soudure sous les normes EN 1090 & EN 50 504
- Calibration and validation of welding units according to standards EN 1090 & EN 50 504

GCU 1.0
060456

Discover it on Youtube

OPTION
Tachymètre vitesse fil pour MIG/MAG/TIG
- Wire Speed Meter
- Geschwindigkeitsmesser für WIG/MIG/MAG Draht

060517

SOFTWARE INCLUDED
4 languages (FR/EN/DE/ES)

Multimeter - Full control

Energy reporting (PDF export)



Validation

INCLUDED CONNECTIONS GCU 1.0 > WELDING UNIT

VM1
Kit texas with voltage measurement
060531



ECM1
060524

ECM1+VM1 :
Measurement MIG/MAG (U / I / / Gas)

PC1
Power cable
060593
Texas CM50.21
50 mm², 2 m

GM1
Gas measurement
060555

DRC1 DIN/DIN (TIG)
060579

RC1 (DIN)
Remote control
060562

VM2
060548

VM2+VM1 :
Measurement MIG/MAG (U)

USB1
060609

ARC1 DIN/Amphenol (TIG)
060586

RC1 + ECM1 ✓
RC1 + DRC1 ✓
RC1 + ARC1 ✓

IP67

FV FLEXIBLE VOLTAGE
85 V ⇔ 265 V
110 V 230 V

Parameters (precision)						
U	I		All gas			IP
TRMS / Moy / Instant	TRMS / Moy / Instant					
1 > 120 V (± 0.5%)	1 > 500 A (± 0.5%)	1 > 30 m/min (± 1%)	1 > 30 L/min (± 5%)	21 x 43 x 57 cm	12 kg	67

CHARGES D'ÉTALONNAGE - Load banks - Lichtbogen-Last-Simulator

	A	B
	LOAD 320A-100%	**LOAD 550A-3%**
	320 A @ 100% (MIG)	550 A @ 3% (MIG)
MMA	MMA : 5>370 A	10>600 A
TIG	(x1) 5>180 A, (x2) : 5>370 A	10>300 A
MIG/MAG	5>320 A	10>550 A
X%	**100%**	**3%**
/	55 x 59 x 63 cm / 27 kg	60 x 27 x 50 cm / 16 kg
	060418	060425

MIG EURO CONNECTION
Câble connexion EURO MIG avec commande à distance - Calibration cable with euro torch connector and remote control
316 A @ 60%
054097

CABLE
Rallonge câble, connexions texas (mâle + femelle)

1.3 m	95 mm²	033689
5 m	95 mm²	032439
10 m	95 mm²	032446

CONTRÔLE DU GÉNÉRATEUR - Generator control - Prüfgeräte

Tachymètre vitesse fil pour MIG/MAG
- Wire Speed Meter
- Geschwindigkeitsmesser für MIG/MAG Draht

max 99.9 m/min
+/- 0.05 m/min

053953

Débimètre de bout de torche
- Torch Gas Flow-Meter
- Durchflussmesser

053939

Pince ampèremètrique
- Clamp-on ammeter
- Strommesszange

400 A
053991
600 A
053984

Dynamomètre, peson mécanique
- Dynamometer
- Kraftmesser, mechanische Federwaage

max 10 kg
+/- 10 g

053960

CONTRÔLE DE PIÈCES - Metal control - Werkstückprüfgeräte

Crayon marqueur thermique
-Thermal marking pencil -
Thermo-Prüfstift
121°C - 250°F
052765

Jauge pour cordon de soudage
- Welding Gauge -
Schweißnahtlehre
053977

Thermomètre infrarouge
- Infrared Thermometer -
Infrarot Thermometer
-50/+380°C,
-58/+716°F
052994

Miroir d'inspection flexible magnétique - Flexible inspection mirror (magnetic) - Texte en allemand
400 mm
060623

TECHNOLOGIES

HOT START ARC FORCE

HS 60% HS 90% HOT START adjustable
0 % < + 60 % or + 90 %

AF 100% ARC FORCE adjustable
0 % < + 100 %

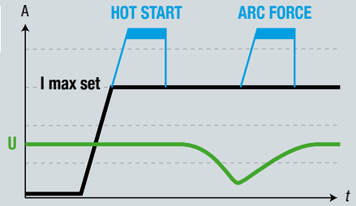

ANTI STICKING

PFC POWER FACTOR CORRECTION
Correction de facteur de puissance

185 V ⇔ 265 V
110 V 230 V
100 m

FV FLEXIBLE VOLTAGE
Dynamique d'alimentation

85 V ⇔ 265 V
110 V 230 V
100 m

ENERGY SAVING
Gain de consommation

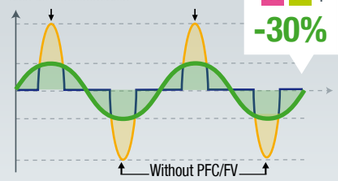

P400 PROTEC 400

Tested on 400 V in production
Testé en production à 400 V

SR SECONDARY REGULATION
Régulation au secondaire

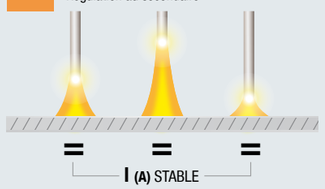

CEL CELLULOSIC ELECTRODE
Électrode cellulosique



TIG LIFT TIG LIFT

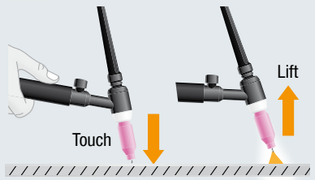

ADS AUTO DOWN SLOPE
Évanouissement d'arc automatique

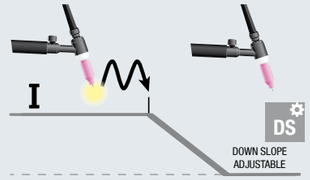

AID ADJUST IDEAL POSITION
Aide au positionnement

L / DB / P TIG TORCHES
Torches TIG

L Strip Lamelle Lamelle
DB Double button Double bouton Doppeldruck
P Potentiometer Potentiomètre Potentiometer

AD ANTI-DUST VENTILATION CORRIDOR
Couloir de ventilation anti-poussière

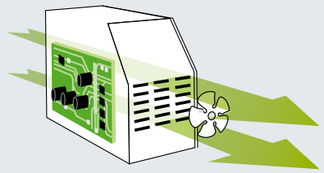

VT VOLTAGE TEST
Test de tension

TRAINING CENTRE

Formations agréées - Ref. 52 53 0068153

INTERNATIONAL EVENTS

Distributed by

GYS France
BP 4159
53941 Saint-Berthevin
ZI, 134 bd des Loges
Laval
France
Fax : (+33) 2 43 68 35 21

www.gys.fr
E-mail : contact@gys.fr

GYS Germany
Professor-Wieler-Straße 11
52070 Aachen
Deutschland
Tel : (+49) 241 / 189-23-710
Fax : (+49) 241 / 189-23-719
www.gys-schweissen.com
E-mail : aachen@gys.fr

GYS UK
Unit 3
Great Central Way
Rugby - Warwickshire - CV21 3XH
United Kingdom
Tel : (+44) 1926 338 609
Fax : (+44) 1926 429 764
www.gys-welding.com
E-mail : uk@gys.fr

GYS Italia
C.P. 158 - Mestre Centro
30171 Mestre-Venezia
Italia
Tel : (+39) 340 3677916
E.mail : italia@gys.fr

GYS India
796/1A-A, Avinashi road
opp to Decathlon
Neelambur, Coimbatore
641062 Tamil Nadu
India
Tel : +91. 88708. 71111
E-mail : s.kumar@gys.fr

GYS China
Lot N°15
6666 bd Songze
201706 Qingpu Shanghai
China
Tel : (+86) 6221 4461
Fax : (+86) 5226 0067
www.gys-china.com.cn
E-mail : contact@gys-china.com.cn

Bao Zhi Long Electrical Equipment (JV GYS)
Room: 203C
Building: N°1
N°518 Shen Wang Road
Minhang District Shanghai
China
Tel1 : (+86) 52217650
Tel2 : (+86) 52217651
Tel3 : (+86) 52217652
Fax : (+86) 52217653
www.bzl-china.com
E-mail : mz@bzl-china.com

www.gys.fr

Document non contractuel. GYS se réserve le droit de modifier sans préavis les spécifications de ses appareils - Document not contractual. GYS reserves the right to modify the specifications of the machines without prior notice. Irrtümer und Änderungen vorbehalten.

sstarif 095175
2016-08